

EVOSTA 2 SAN

WET ROTOR ELECTRONIC CIRCULATORS



TECHNICAL DATA

Operating range: 0,4-4,2 m³/h with head up to 8 metres.

Pumped liquid temperature range: from -10 °C to +110°C

Working pressure: 10 bar (1000 kPa)

Protection class: IPX5

Insulation class: F

Installation: with horizontal motor axis.

Standard power input: single-phase 1x230 V~ 50/60 Hz

Pumped liquid: Clean, free of solids and mineral oils, non-viscous, chemically neutral, with properties similar to water (glycol max 30%).

APPLICATIONS

Low energy consumption electronic pump for domestic hot water circulation.

ADVANTAGES

The new range of **EVOSTA 2 SAN** circulators by DAB combines the strength of a mechanical circulator with the benefits of an electronic circulator.

Thanks to the permanent magnet synchronous motor, the frequency converter, as well as the protection class IPX5 and the integrated bleeding plug, **EVOSTA 2 SAN** family ranks as one of the best products in the category in terms of performance and reliability. The range of **EVOSTA 2 SAN** circulators is the perfect replacement for old three-speed circulators due to its compact size and all-round performance. The product is also extremely user-friendly, with a single button for sequential setting and direct access to the motor shaft for unlocking it when necessary.

CONSTRUCTION FEATURES

Bronze pump body and wet rotor motor. Steel motor casing, technopolymer impeller. Ceramic motor shaft on ceramic bushings lubricated by the pumped liquid. Stainless steel rotor liner and closing flange. Graphite thrust ring. EPDM seal ring and brass air bleeding plug.

Thanks to the internal protection of the motor, the pump does not require any overload protection.

CONTROL PANEL

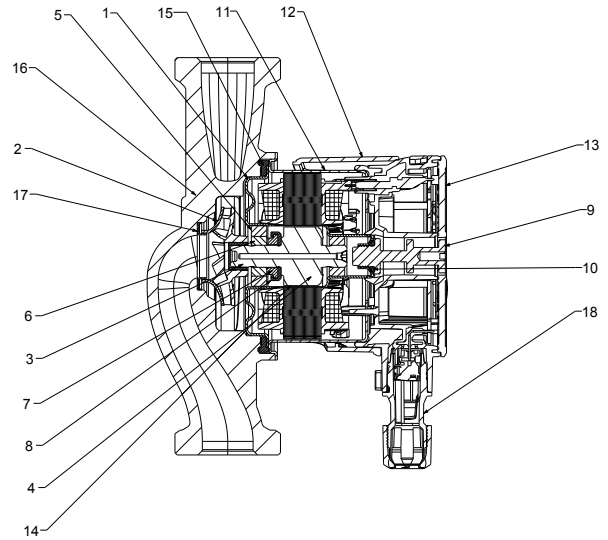
The settings of **EVOSTA 2 SAN** circulators can be modified in the control panel on the face of the pump. The pump has nine settings that can be selected scrolling the **MODE** button. Six illuminated segments on the display indicate the settings of the pump.

EVOSTA 2 SAN

WET ROTOR ELECTRONIC CIRCULATORS

MATERIALS

N°	PARTS	MATERIALS
1	ROTOR CAN FLANGE	AISI 316
2	IMPELLER	ULTRASON
3	SHAFT	ALUMINA
4	ROTOR	Fe
5	BEARING HOUSING	BRASS
6	BEARING	ALUMINA
7	AXIAL BEARING	GRAPHITE
8	AXIAL HOUSING	EPDM
9	PLUG	BRASS
10	O-ring	EPDM
11	STATOR HOUSING	AISI 304
12	ENCLOUSER SHELL	POLYCARBONATE
13	ENCLOUSER	POLYCARBONATE
14	ROTOR SLEEVE	AISI 304
15	SEAL	EPDM
16	PUMP HOUSING	CAST IRON - BRONZE (SAN VERSION)
17	NECK RING	AISI 304
18	CONNECTOR	POLYCARBONATE



REGULATION MODES

PROPORTIONAL PRESSURE REGULATION MODE

PP1

PP2

PP3

CONSTANT PRESSURE REGULATION MODE

CP1

CP2

CP3

FIXED CURVE REGULATION MODE

I

II

III

Model Number:
(example)

EVOSTA 2 SAN

40/70

150

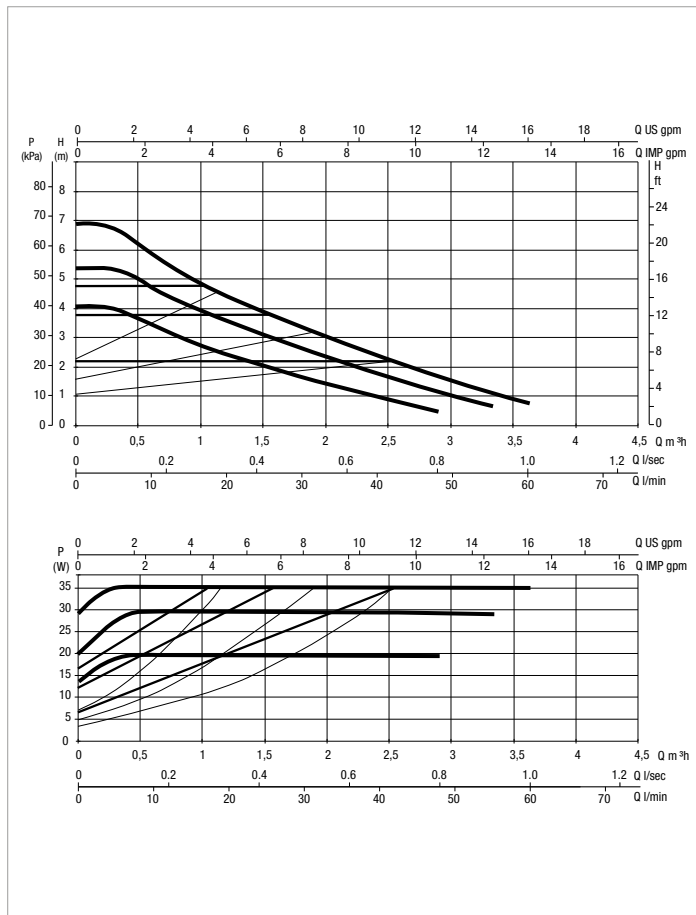
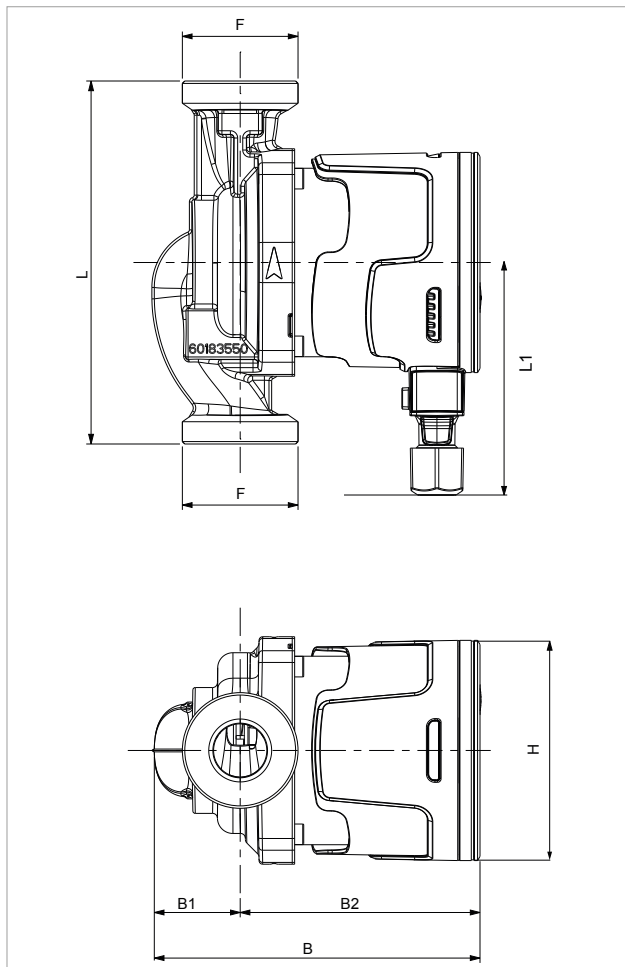
Threaded connection electronic circulator

Maximum head range (dm)

Centre distance (mm)

EVOSTA 2 SAN - ELECTRONIC CIRCULATORS FOR DOMESTIC HEATING SYSTEMS - SINGLE, WITH UNIONS

Pumped liquid temperature range: from -10 °C to +110 °C - Maximum operating pressure: 10 bar (1000 kPa)



The performance curves are based on kinematic viscosity values = 1 mm²/s and density equal to 1000 kg/m³. Curve tolerance according to ISO 9906.

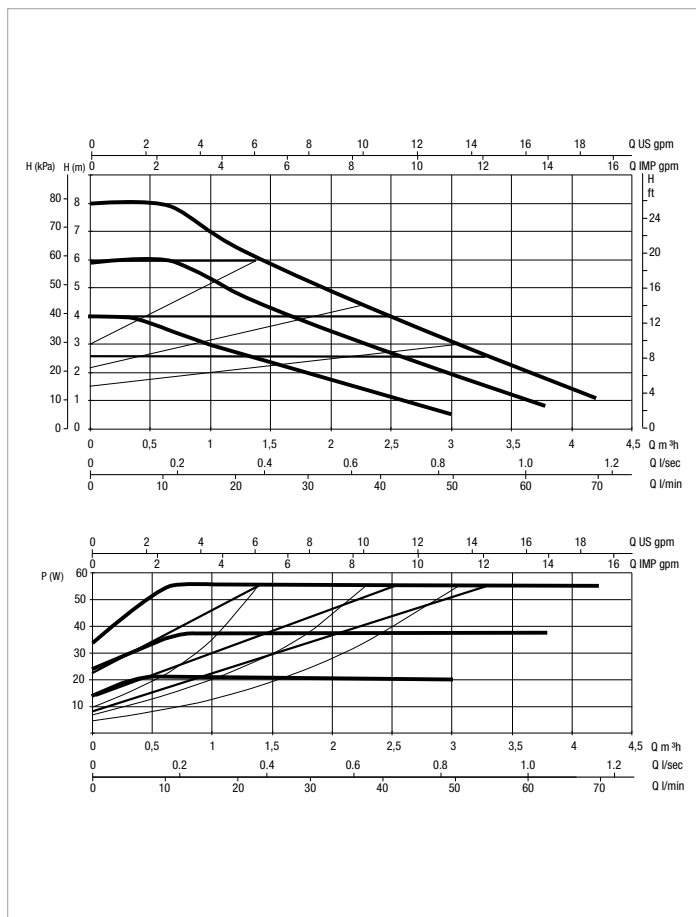
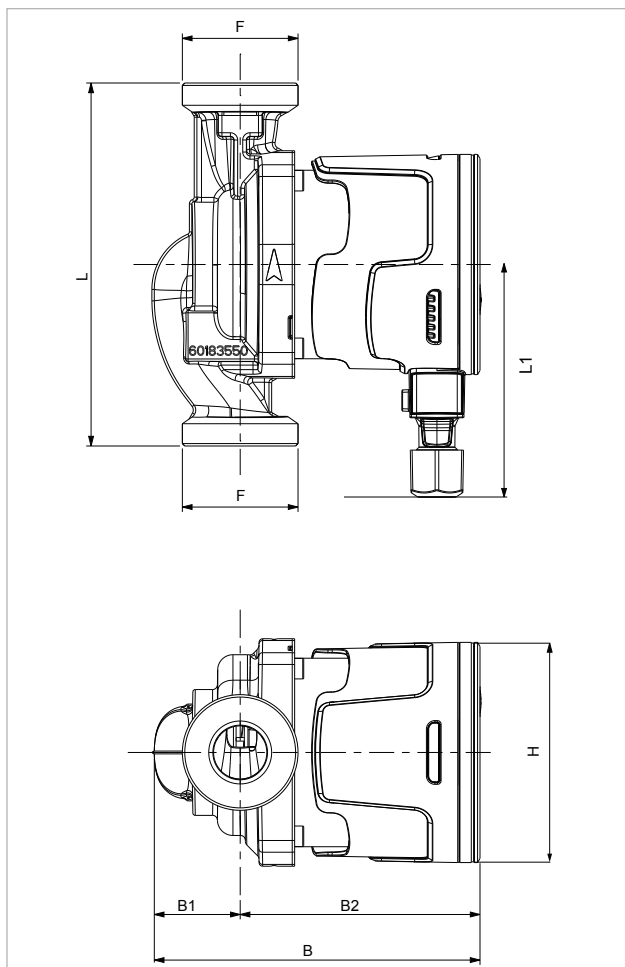
MODEL	Q=m³h	0,0	0,3	0,6	0,9	1,8	2,4	3,0	3,6
	Q=l/min	0	5	10	15	30	40	50	60
EVOSTA 2 SAN 40 -70/150	H (m)	6,9	6,9	5,8	5,1	3,4	2,4	1,6	0,8

MODEL	CENTRE DISTANCE mm	PUMP CONNECTIONS	POWER INPUT 50 Hz	P1 MAX W	In A	MINIMUM SUCTION PRESSURE	
						t°	90 °
EVOSTA 2 SAN 40 -70/150	150	DN25 THREADED (G 1" ½)	1x230V ~	35	0,043 - 0,32	m.c.a.	10

MODEL	L	L1	B	B1	B2	H	F	PACKING DIMENSIONS			VOLUME m³	WEIGHT kg
								L	B	H		
EVOSTA 2 SAN 40 -70/150	150	96	134,6	35,5	99,1	91	1" ½	192	99	150	0,0028	2,16

EVOSTA 2 SAN - ELECTRONIC CIRCULATORS FOR DOMESTIC HEATING SYSTEMS - SINGLE, WITH UNIONS

Pumped liquid temperature range: from -10 °C to +110 °C - Maximum operating pressure: 10 bar (1000 kPa)



The performance curves are based on kinematic viscosity values = 1 mm²/s and density equal to 1000 kg/m³. Curve tolerance according to ISO 9906.

MODEL	Q=m ³ h	0,0	0,9	1,8	2,4	3,0	3,6	4,2
	Q=l/min	0	15	30	40	50	60	70
EVOSTA 2 SAN 80/150 1"		8	7,2	5,4	4,2	3,2	2,1	1

MODEL	CENTRE DISTANCE mm	PUMP CONNECTIONS	POWER INPUT 50 Hz	P1 MAX W	In A	MINIMUM SUCTION PRESSURE	
						t°	90 °
EVOSTA 2 SAN 80/150 1"	150	DN25 THREADED (G 1" ½)	1x230V ~	55	0,053-0,47	m.c.a.	10

MODEL	L	L1	B	B1	B2	H	F	PACKING DIMENSIONS			VOLUME m ³	WEIGHT kg
								L	B	H		
EVOSTA 2 SAN 80/150 1"	150	96	134,6	35,5	99,1	91	1" ½	192	99	150	0,0028	2,16

EVOSTA 2 SAN

WET ROTOR ELECTRONIC CIRCULATORS



TECHNICAL DATA

Operating range: 0-0,6 m³/h with head up to 1,1 metri
Pumped liquid temperature range: : from +2 °C to +75°C
Working pressure: 10 bar (1000 kPa)
Protection class: IP42
Insulation class: II
Installation: with horizontal motor axis.
Standard power input: single-phase 1x115-230 V~ 50/60 Hz
Pumped liquid: Clean, free of solids and mineral oils, non-viscous, chemically neutral, with properties similar to water (glycol max 30%).

APPLICATIONS

Low energy consumption electronic pump for domestic hot water circulation.

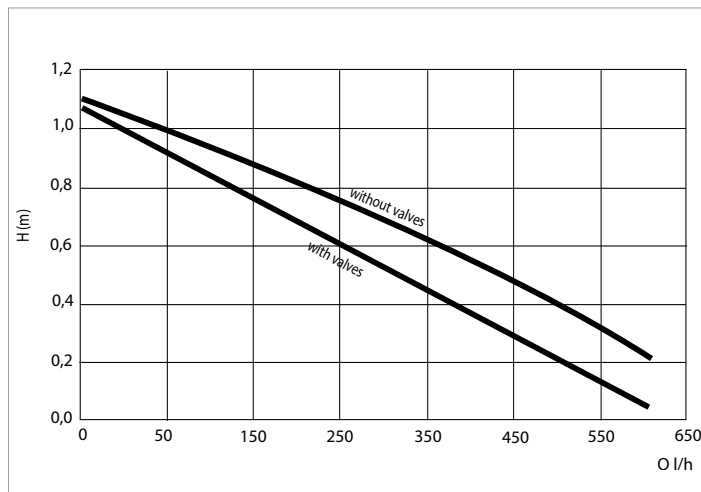
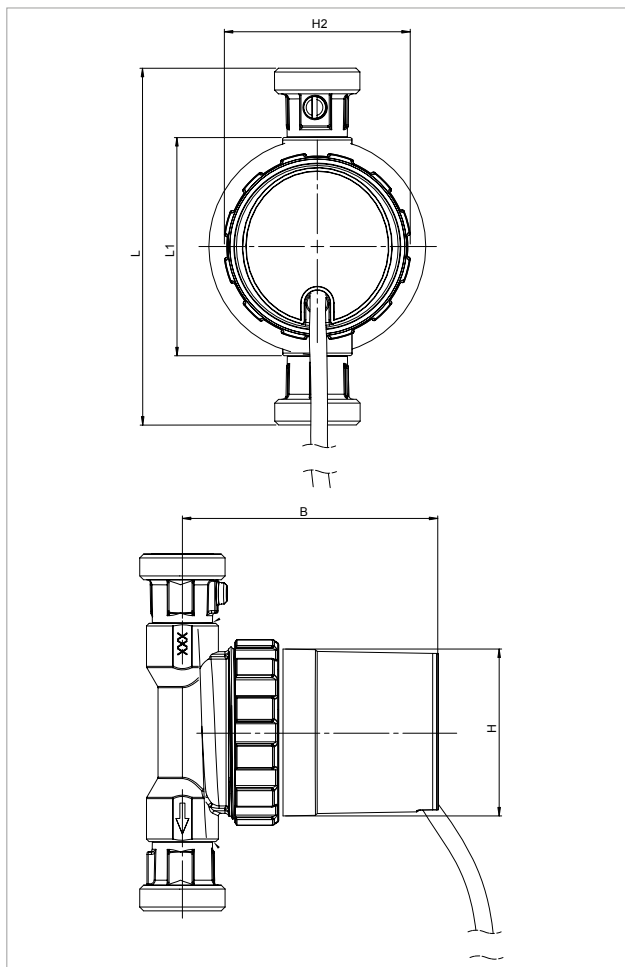
CONSTRUCTION FEATURES

Self-protected synchronous motor with spherical rotor requiring just one seal ring between the motor and the pump body. Easy to clean or replace.
 Brass pump body with R ½" (G ½") internal thread in the R version, or with check valve and isolation valve supplied as standard in version V for connector with ½" external thread (G 1")

Model Number: (example)	EVOSTA 2	11/139	V	R
Threaded ports electronic circulator	_____	_____	_____	_____
Maximum head range (dm)	_____	_____	_____	_____
External thread: ½" G 1"	_____	_____	_____	_____
Internal thread: R ½" (G ½")	_____	_____	_____	_____

EVOSTA 2 SAN - ELECTRONIC CIRCULATORS FOR DOMESTIC HEATING AND COOLING SYSTEMS - SINGLE, WITH UNIONS

Pumped liquid temperature range: from +2 °C to +75°C - Maximum operating pressure: 10 bar (1000 kPa)



The performance curves are based on kinematic viscosity values = 1 mm²/s and density equal to 1000 kg/m³. Curve tolerance according to ISO 9906.

MODEL	Q=m ³ h	0	0,1	0,2	0,3	0,4	0,5	0,6
	Q=l/h	0	100	200	300	400	500	600
EVOSTA 2 11/139 V	H (m)	1,1	0,93	0,76	0,59	0,4	0,23	0,7
EVOSTA 2 11/ 85 R		1,1	1	0,87	0,73	0,58	0,4	0,23

MODEL	CENTRE DISTANCE mm	PUMP CONNECTIONS	POWER INPUT 50 Hz	P1 MAX W	In A	MINIMUM SUCTION PRESSURE	
						t°	90 °
EVOSTA 2 11/139 V	139	external thread G 1"	1x115-230 V~ 50/60 Hz	7	0,07A	m.c.a.	10
EVOSTA 2 11/ 85 R	85	internal thread G 1/2"	1x115-230 V~ 50/60 Hz	7	0,07A	m.c.a.	10

MODEL	L	L1	B	H	H2	CABLE LENGTH	PACKING DIMENSIONS			VOLUME m ³	WEIGHT kg
							L	B	H		
EVOSTA 2 11/139 V	139	-	100	65	72	1,5m	175	125	105	0,0023	1,065
EVOSTA 2 11/ 85 R	-	85	100	65	72	1,5m	175	125	105	0,0023	1,260