

# EVOSTA 2 SOL

## WET ROTOR ELECTRONIC CIRCULATORS



### TECHNICAL DATA

**Operating range:** 0-4 m<sup>3</sup>/h with head up to 14,5 metres.

**Pumped liquid temperature range:** from -10 °C to +110 °C.  
(130 °C to 60 °C ambient)

**Working pressure:** 10 bar (1000 kPa)

**Protection class:** IPX4

**Insulation class:** F

**Installation:** with horizontal motor axis

**Standard power input:** single-phase 1x115-230 V ~ 50/60 Hz

**Power input connection:** molex plug with 1.5m cable

**Pwm signal connector:** plug with 1.5m cable (OEM versions only)

**Pumped liquid:** Clean, free of solids and mineral oils, non-viscous, chemically neutral, with properties similar to water (glycol max 50%).

### APPLICATIONS

Low energy consumption electronic pump for hot water circulation in all types of solar heating systems.

### ADVANTAGES

EVOSTA 2 SOL is the new range of DAB circulators that combines the strength of the mechanical circulator with the benefits of the electronic circulator.

Thanks to the permanent magnet synchronous motor, the frequency converter and the energy efficiency index of  $EEL \leq 0.20$ , as well as the IPX4 protection class and the integrated breather plug, the EVOSTA 2 SOL family ranks as one of the best products in the category in terms of performance and reliability. The range of EVOSTA 2 SOL circulators is the perfect substitute for old three-speed circulators due to its compact size and all-round performance.

The product is also extremely user-friendly, with a single key for sequential setting and direct access to the motor shaft for unlocking this when necessary.

### CONSTRUCTION FEATURES

Cast iron pump body with cataphoresis paint coating and wet rotor motor. Steel motor casing, technopolymer impeller. Ceramic motor shaft on ceramic bushings lubricated by the pumped liquid. Stainless steel rotor liner, stator liner and closing flange. Graphite thrust ring. EPDM seal ring and brass air breather plug.

Thanks to the internal protection of the motor, the pump does not require overload protection.

### CONTROL PANEL

The functions of the EVOSTA 2 SOL circulators can be modified at the control panel on the cover of the electronic control device. The pump has nine settings that can be selected using the MODE button

Six illuminated segments on the display indicate the settings of the pump. The EVOSTA SOL PWM version can be controlled from an external control unit using the PWM (Pulse Width Modulation) digital signal. The setpoint of the adjustment curve can be of the following types:

- Proportional pressure
- Constant speed.

This is set through the PWM signal duty cycle, applied according to the VDMA Einheitsblatt 24244 standard "Wet runner circulating pumps – Specification of PWM control signals".

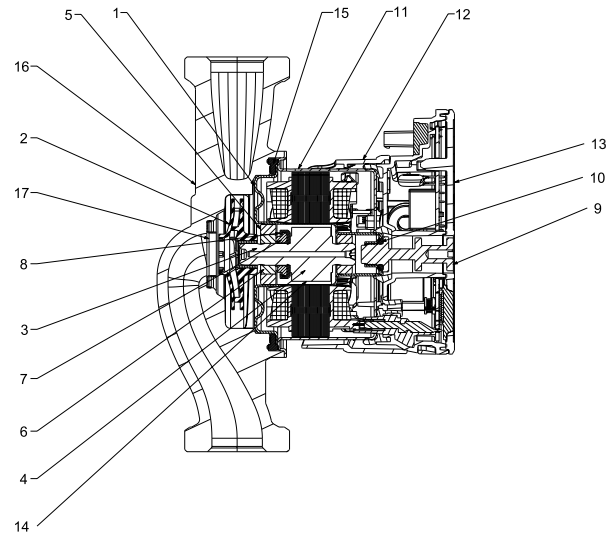
Moreover, a PWM signal on the output of the board indicates the operating mode of the circulator, as specified below.

# EVOSTA 2 SOL

## WET ROTOR ELECTRONIC CIRCULATORS

### MATERIALS

N°	PARTS	MATERIALS
1	ROTOR CAN FLANGE	AISI 316
2	IMPELLER	ULTRASON
3	SHAFT	ALUMINA
4	ROTOR	NEODYMIUM
5	BEARING HOUSING	BRASS
6	BEARING	ALUMINA
7	AXIAL BEARING	CARBON
8	AXIAL HOUSING	EPDM
9	PLUG	BRASS
10	O-ring	EPDM
11	STATOR HOUSING	AISI 304
12	ENCLOUSER SHELL	POLYCARBONATE
13	ENCLOUSER	POLYCARBONATE
14	ROTOR SLEEVE	AISI 304
15	SEAL	EPDM
16	PUMP HOUSING	CAST IRON
17	NECK RING	AISI 304



### REGULATION MODES

**PROPORTIONAL PRESSURE REGULATION MODE**

PP1      PP2      PP3

**CONSTANT PRESSURE REGULATION**

I      II      III      IV      V      VI

**- Model Number**  
(example)

EVOSTA 2 SOL    20/75    130    X

Threaded connections electronic circulator

Maximum head range (dm)

Centre distance (mm)

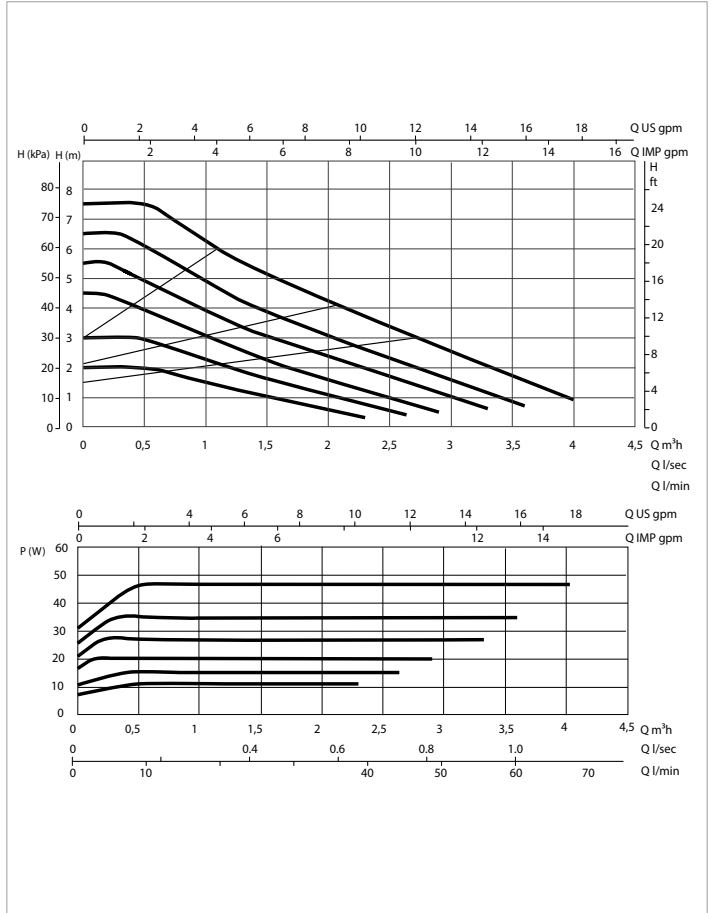
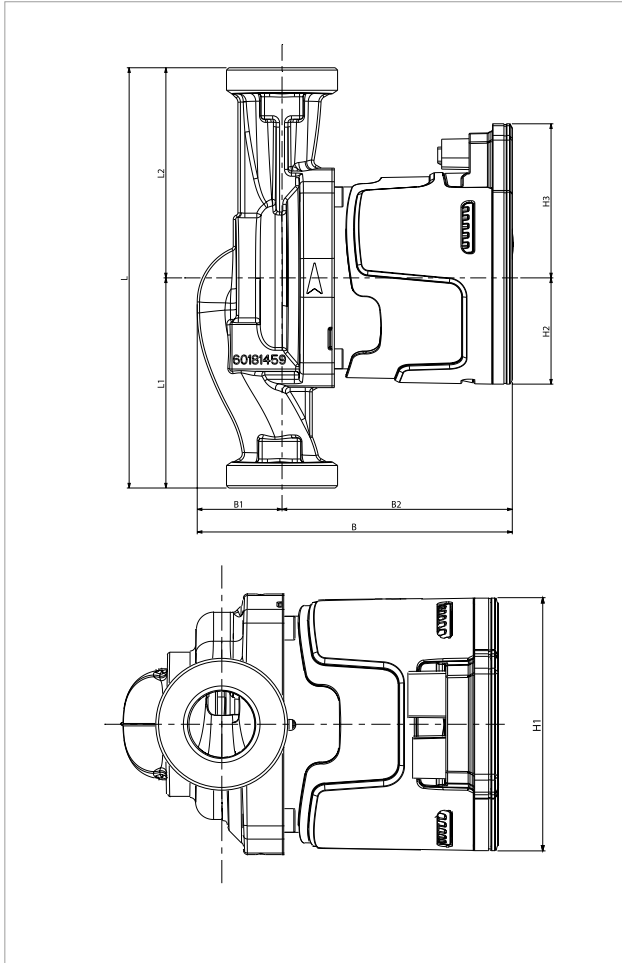
Standard (no ref.) = 1" 1/2 threaded connections

1/2" = 1" threaded connections

X = 2" threaded connections

# EVOSTA 2 SOL - ELECTRONIC CIRCULATORS FOR DOMESTIC HEATING AND COOLING SYSTEMS - SINGLE, WITH UNIONS

Pumped liquid temperature range: da -10°C a +110°C - Maximum operating pressure: 10 bar (1000 kPa)



The performance curves are based on kinematic viscosity values = 1 mm²/s and density equal to 1000 kg/m³. Curve tolerance according to ISO 9906.

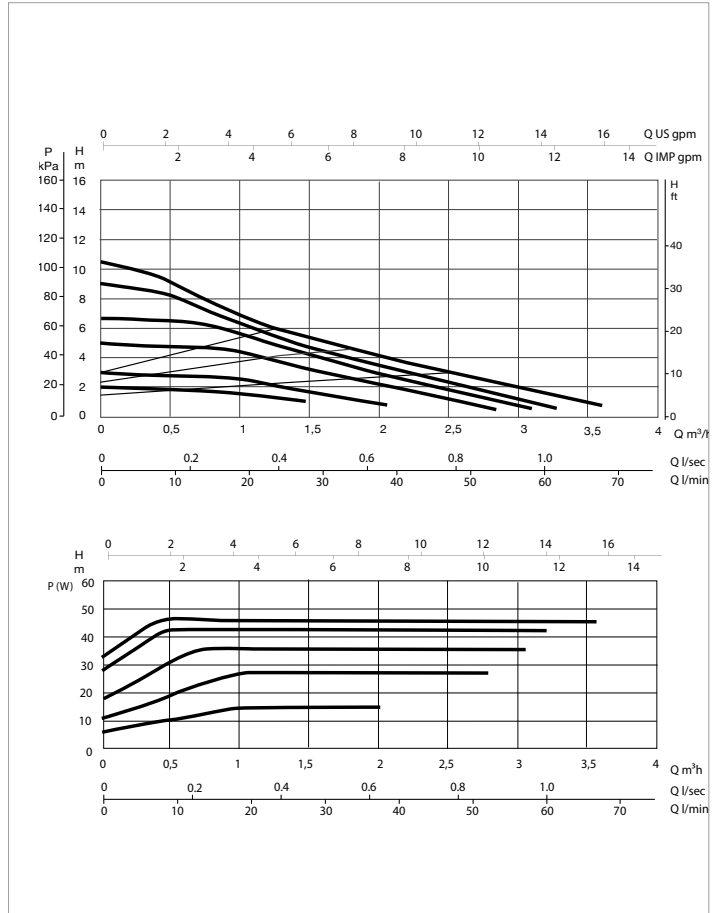
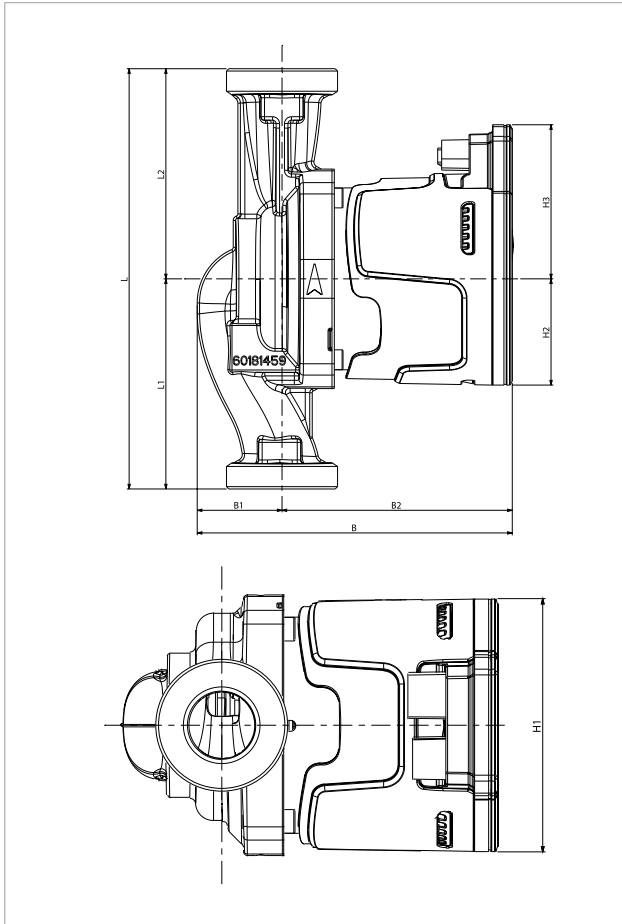
MODEL	CENTRE DISTANCE mm	PUMP CONNECTIONS	SIGNAL PWM	POWER INPUT 50 Hz	P1 MAX W	In A	EEI*	MINIMUM SUCTION PRESSURE	
								t°	90°
EVOSTA 2 75/130 SOL	130	DN25 FILETTATO ( G 1" ½)	NO	1x230 V ~	47	0,07-0,4	≤ 0,20	m.c.a	10
EVOSTA 2 75/180 SOL	180	DN25 FILETTATO ( G 1" ½)	NO	1x230 V ~	47	0,07-0,4	≤ 0,20	m.c.a	10
EVOSTA 2 75/130 SOL 1/2	130	DN15 FILETTATO ( G 1")	NO	1x230 V ~	47	0,07-0,4	≤ 0,20	m.c.a	10
EVOSTA 2 75/130 SOL PWM	130	DN25 FILETTATO ( G 1" ½)	YES	1x230 V ~	47	0,07-0,4	≤ 0,20	m.c.a	10
EVOSTA 2 75/130 SOL PWM 1/2	130	DN15 FILETTATO ( G 1")	YES	1x230 V ~	47	0,07-0,4	≤ 0,20	m.c.a	10
EVOSTA 2 75/180 SOL PWM	180	DN25 FILETTATO ( G 1" ½)	YES	1x230 V ~	47	0,07-0,4	≤ 0,20	m.c.a	10

\*The parameter of reference for the more efficient circulators is EEI ≤ 0,20

MODEL	L	L1	L2	B	B1	B2	H	H1	H2	H3	F	PACKING DIMENSIONS			VOLUME m³	WEIGHT kg
												L	B	H		
EVOSTA 2 75/130 SOL	130	65	65	135	36	99	94	91	45,5	66	1"1/2	192	100	150	0,028	2,07
EVOSTA 2 75/180 SOL	180	90	90	135	36	99	94	91	45,5	66	1"1/2	192	100	150	0,028	2,24
EVOSTA 2 75/130 SOL 1/2	130	65	65	135	36	99	94	91	45,5	66	1"	192	100	150	0,028	1,91
EVOSTA 2 75/130 SOL PWM	130	65	65	135	36	99	94	91	45,5	66	1"1/2	192	100	150	0,028	2,12
EVOSTA 2 75/130 SOL PWM 1/2	130	65	65	135	36	99	94	91	45,5	66	1"	192	100	150	0,028	1,96
EVOSTA 2 75/180 SOL PWM	180	90	90	135	36	99	94	91	45,5	66	1"1/2	192	100	150	0,028	2,29

# EVOSTA 2 SOL - ELECTRONIC CIRCULATORS FOR DOMESTIC HEATING AND COOLING SYSTEMS - SINGLE, WITH UNIONS

Pumped liquid temperature range: da -10°C a +110°C - Maximum operating pressure: 10 bar (1000 kPa)



The performance curves are based on kinematic viscosity values = 1 mm²/s and density equal to 1000 kg/m³. Curve tolerance according to ISO 9906.

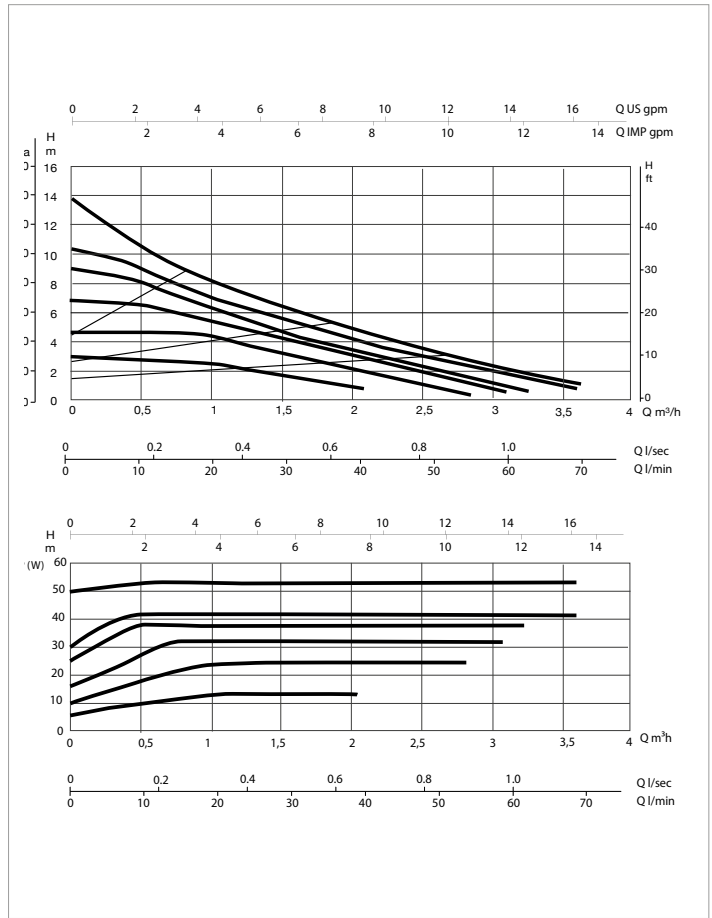
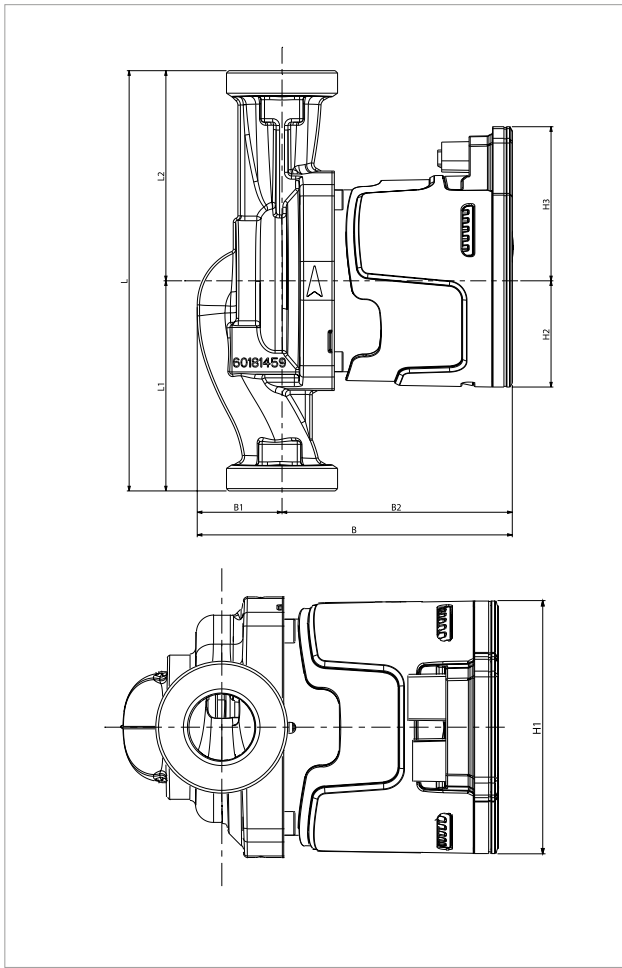
MODEL	CENTRE DISTANCE mm	PUMP CONNECTIONS	SIGNAL PWM	POWER INPUT 50 Hz	P1 MAX W	In A	EEI*	MINIMUM SUCTION PRESSURE	
								t°	90°
EVOSTA 2 105/130 SOL	130	DN25 FILETTATO (G 1" ½)	NO	1x230 V ~	48	0,055-0,4	≤ 0,20	m.c.a	10
EVOSTA 2 105/180 SOL	180	DN25 FILETTATO (G 1" ½)	NO	1x230 V ~	48	0,055-0,4	≤ 0,20	m.c.a	10
EVOSTA 2 105/130 SOL 1/2	130	DN15 FILETTATO (G 1")	NO	1x230 V ~	48	0,055-0,4	≤ 0,20	m.c.a	10
EVOSTA 2 105/130 SOL PWM	130	DN25 FILETTATO (G 1" ½)	YES	1x230 V ~	48	0,055-0,4	≤ 0,20	m.c.a	10
EVOSTA 2 105/130 SOL PWM 1/2	130	DN15 FILETTATO (G 1")	YES	1x230 V ~	48	0,055-0,4	≤ 0,20	m.c.a	10
EVOSTA 2 105/180 SOL PWM	180	DN25 FILETTATO (G 1" ½)	YES	1x230 V ~	48	0,055-0,4	≤ 0,20	m.c.a	10

\*The parameter of reference for the more efficient circulators is EEI ≤ 0,20

MODEL	L	L1	L2	B	B1	B2	H	H1	H2	H3	F	PACKING DIMENSIONS			VOLUME m³	WEIGHT kg
												L	B	H		
EVOSTA 2 105/130 SOL	130	65	65	135	36	99	94	91	45,5	66	1"1/2	192	100	150	0,028	2,07
EVOSTA 2 105/180 SOL	180	90	90	135	36	99	94	91	45,5	66	1"1/2	192	100	150	0,028	2,24
EVOSTA 2 105/130 SOL 1/2	130	65	65	135	36	99	94	91	45,5	66	1"	192	100	150	0,028	1,91
EVOSTA 2 105/130 SOL PWM	130	65	65	135	36	99	94	91	45,5	66	1"1/2	192	100	150	0,028	2,12
EVOSTA 2 105/130 SOL PWM 1/2	130	65	65	135	36	99	94	91	45,5	66	1"	192	100	150	0,028	1,96
EVOSTA 2 105/180 SOL PWM	180	90	90	135	36	99	94	91	45,5	66	1"1/2	192	100	150	0,028	2,29

# EVOSTA 2 SOL - ELECTRONIC CIRCULATORS FOR DOMESTIC HEATING AND COOLING SYSTEMS - SINGLE, WITH UNIONS

Pumped liquid temperature range: da -10°C a +110°C - Maximum operating pressure: 10 bar (1000 kPa)



The performance curves are based on kinematic viscosity values = 1 mm<sup>2</sup>/s and density equal to 1000 kg/m<sup>3</sup>. Curve tolerance according to ISO 9906.

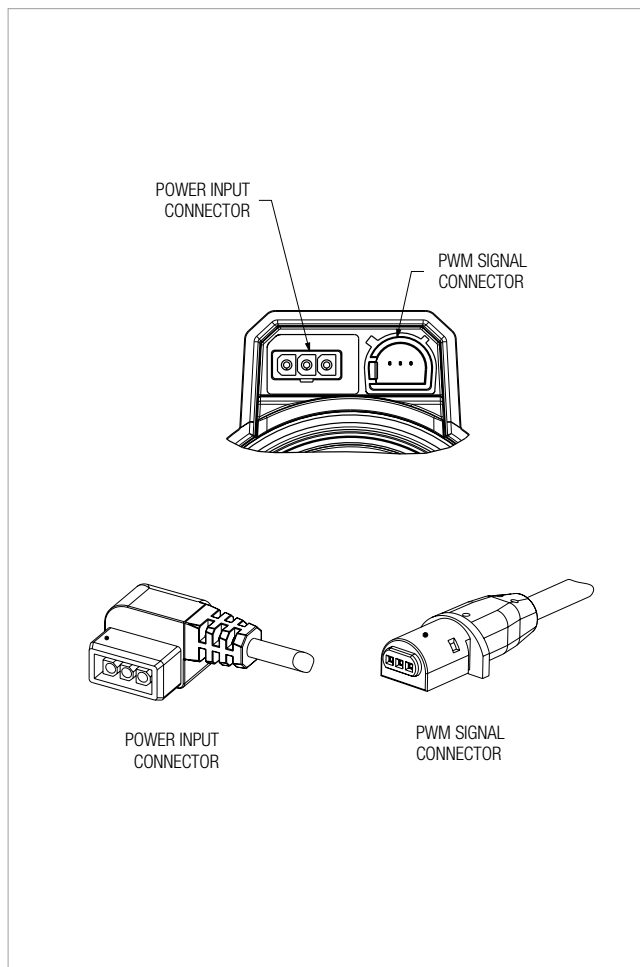
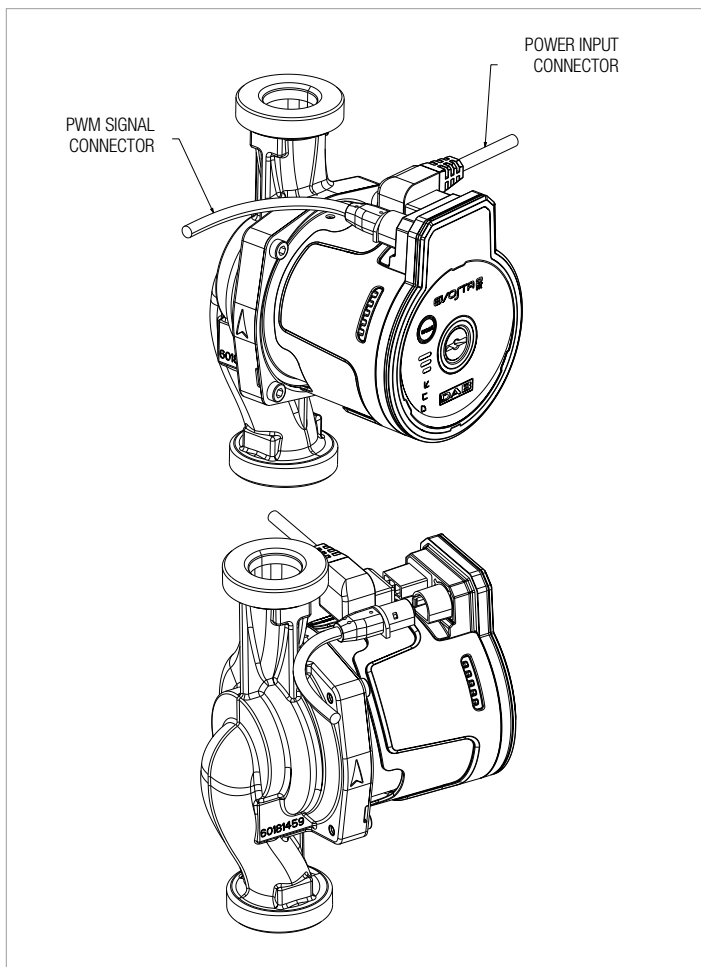
MODEL	CENTRE DISTANCE mm	PUMP CONNECTIONS	SIGNAL PWM	POWER INPUT 50 Hz	P1 MAX W	In A	EEI*	MINIMUM SUCTION PRESSURE	
								t°	90°
EVOSTA 2 145/130 SOL	130	DN25 FILETTATO (G 1" ½)	NO	1x230 V ~	59	0,07-0,5	≤ 0,20	m.c.a	10
EVOSTA 2 145/180 SOL	180	DN25 FILETTATO (G 1" ½)	NO	1x230 V ~	59	0,07-0,5	≤ 0,20	m.c.a	10
EVOSTA 2 145/130 SOL 1/2	130	DN15 FILETTATO (G 1")	NO	1x230 V ~	59	0,07-0,5	≤ 0,20	m.c.a	10
EVOSTA 2 145/130 SOL PWM	130	DN25 FILETTATO (G 1" ½)	SI	1x230 V ~	59	0,07-0,5	≤ 0,20	m.c.a	10
EVOSTA 2 145/130 SOL PWM 1/2	130	DN15 FILETTATO (G 1")	SI	1x230 V ~	59	0,07-0,5	≤ 0,20	m.c.a	10
EVOSTA 2 145/180 SOL PWM	180	DN25 FILETTATO (G 1" ½)	SI	1x230 V ~	59	0,07-0,5	≤ 0,20	m.c.a	10

\*The parameter of reference for the more efficient circulators is EEI ≤ 0,20

MODEL	L	L1	L2	B	B1	B2	H	H1	H2	H3	F	PACKING DIMENSIONS			VOLUME m <sup>3</sup>	WEIGHT kg
												L	B	H		
EVOSTA 2 145/130 SOL	130	65	65	135	36	99	94	91	45,5	66	1"1/2	192	100	150	0,028	2,07
EVOSTA 2 145/180 SOL	180	90	90	135	36	99	94	91	45,5	66	1"1/2	192	100	150	0,028	2,24
EVOSTA 2 145/130 SOL 1/2	130	65	65	135	36	99	94	91	45,5	66	1"	192	100	150	0,028	1,91
EVOSTA 2 145/130 SOL PWM	130	65	65	135	36	99	94	91	45,5	66	1"1/2	192	100	150	0,028	2,12
EVOSTA 2 145/130 SOL PWM 1/2	130	65	65	135	36	99	94	91	45,5	66	1"	192	100	150	0,028	1,96
EVOSTA 2 145/180 SOL PWM	180	90	90	135	36	99	94	91	45,5	66	1"1/2	192	100	150	0,028	2,29

# EVOSTA 2 SOL - ELECTRONIC CIRCULATORS FOR DOMESTIC HEATING AND COOLING SYSTEMS - SINGLE, WITH UNIONS

Pumped liquid temperature range: da -10°C a +110°C - Maximum operating pressure: 10 bar (1000 kPa)



MODEL	CABLE LENGTH
POWER INPUT CONNECTOR	1,5 m
PWM SIGNAL CONNECTOR	1,5 m

# EVOSTA 2 SOL - ELECTRONIC CIRCULATORS FOR DOMESTIC HEATING AND COOLING SYSTEMS - SINGLE, WITH UNIONS

Pumped liquid temperature range: da -10°C a +110°C - Maximum operating pressure: 10 bar (1000 kPa)

## INPUT PWM SIGNAL

**Inactive level :** 0V

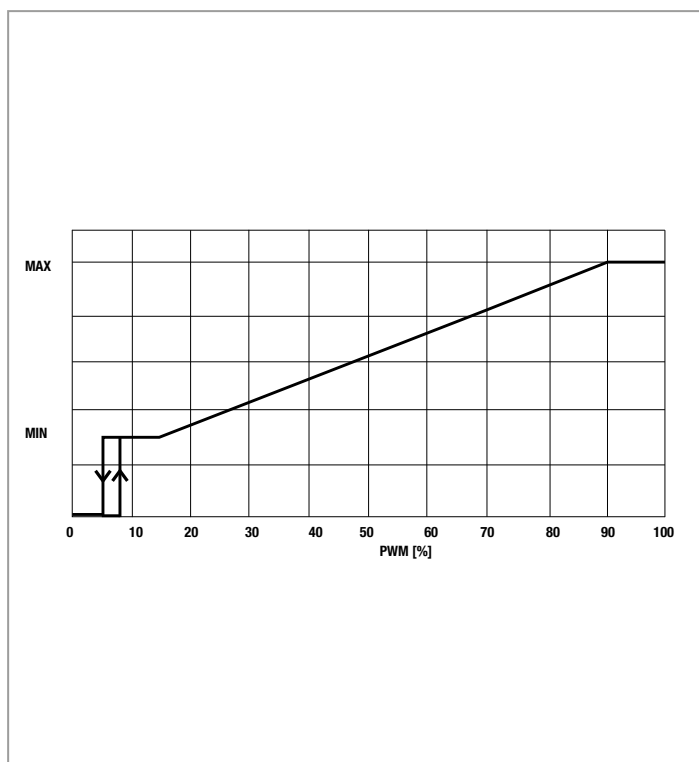
**Active level** da 5V-15V

**Active level minimum current :** 5 mA

**Frequency:** 100Hz - 5 kHz

**Protection class:** Class 2

**ESD class** Compliance with IEC 61000-4-2 ( ESD )



WORKING AREA	DUTY CICLE PWM
STANDBY MODE	< 5%
HYSTERESIS AREA	≥ 5 % / <9 %
MINIMUM SET POINT	≥ 9 % / <16 %
VARIABLE SETPOINT	≥ 16 % / ≤ 90 %
MAXIMUM SETPOINT	≥ 90 % / ≤ 100 %

# EVOSTA 2 SOL - ELECTRONIC CIRCULATORS FOR DOMESTIC HEATING AND COOLING SYSTEMS - SINGLE, WITH UNIONS

Pumped liquid temperature range: da -10°C a +110°C - Maximum operating pressure: 10 bar (1000 kPa)

## OUTPUT PWM SIGNAL

**Type:** Open collector V

**Frequency:** 5V-15V

**Maximum current on output transistor:** 50 mA

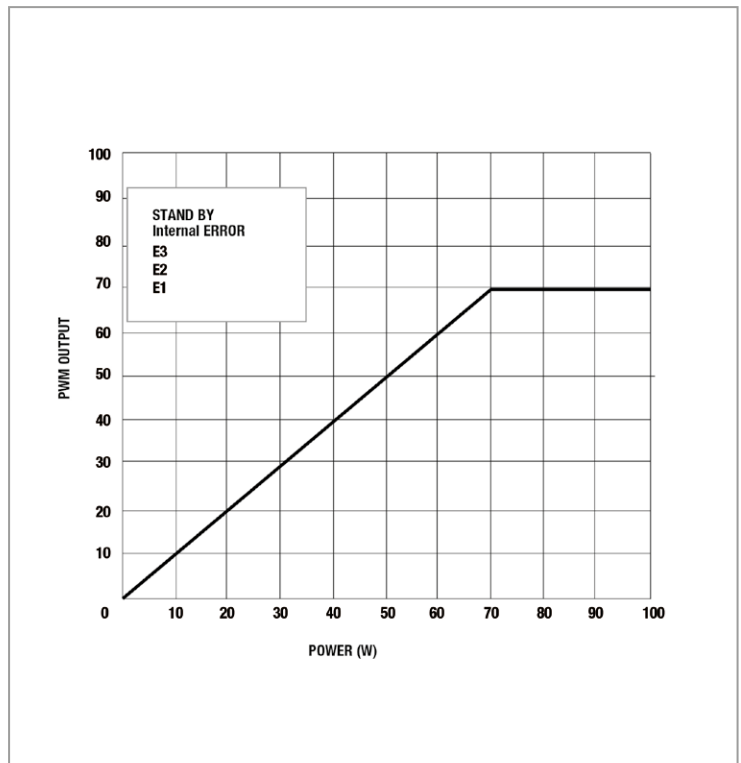
**Maximum power on output resistor:** 125 mW

**Maximum power on output zener 36 V:** 300 mW

**Frequency:** 75 Hz +/- 2%

**Protection class:** Class 2

**ESD class:** Compliance with IEC 61000-4-2 ( ESD )



WORKING AREA	DUTY CICLE PWM
RUNNING PUMP	1%-70%
ERROR 1 DRY RUN	75%
ERROR 2 LOCKED ROTOR	80%
ERROR 3 SHORT CIRCUIT	85%
INTERNAL ERROR	90%
STANDBY ( STOP) BY PWM INPUT SIGNAL	95%