

1/2/3/4 NKV

1 - 2 - 3 - 4 VERTICAL AXIS MULTISTAGE CENTRIFUGAL PUMP LIFTING SETS



TECHNICAL DATA

Line voltage: 400V three phase.

Voltage of electric pump: 400V three phase.

Power frequency: 50-60 Hz.

Installation: vertical only.

Operating range: from 4 to 280 m³/h.

Pumped liquid temperature range: from 0 °C to 80 °C.

Maximum ambient temperature: 40°C.

Max pressure: 14bar.

Pumped liquid: clean, free from solids.

Pressure regulation range: 3 to 14 bar.

Protection class: IP55

IE2 motors as standard from 0,75 kW to 5,5 kW - IE3 ≥ 7,5 kW

APPLICATIONS

NKV sets have been designed and manufactured to meet the constant pressure requirements of modern system engineering solutions. The constant pressure adjustment is a requirement in the most varied sectors: Water pipelines, Irrigation, Industry, Hotel, Residential building, Spas. The fundamental concept that has driven our Engineers in developing these pumps sets, was to offer a simple to use, flexible, and extremely reliable product. Differently from traditional fixed speed pumps, inverter driven pumps give the possibility to adapt the performance curve to the needs of the system. In the most classic case, inverter driven pumps are used to maintain constant pressure in the system against variations in the requested flow rate, avoiding pressure fluctuations caused by small flow rate variations.

CONSTRUCTION FEATURES

The NKV sets are built in the standard version with two, three, or four centrifugal electric pumps, completely assembled on galvanised steel base, tested and ready for installation. Complete with isolator and check valves for each pump, suction and delivery manifolds, expansion vessels, pressure sensor, on-pump inverter, protection control unit. (possibility of optional flow sensor for pressure control).

ELECTRIC COMPONENTS SUPPLIED

ELECTRIC CONTROL PANEL

IP 54 metal box electric control panel, installed on the pump base. Direct start up to 7,5 kW included, star-triangle start for higher voltages. AUT-O-MAN operation selectors and operation notification lamps on the front of the panel.

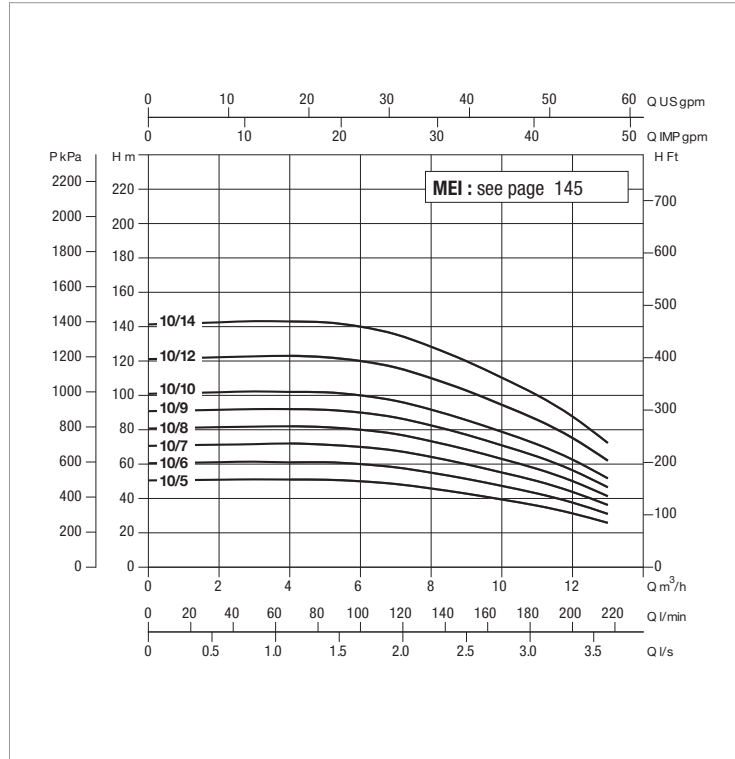
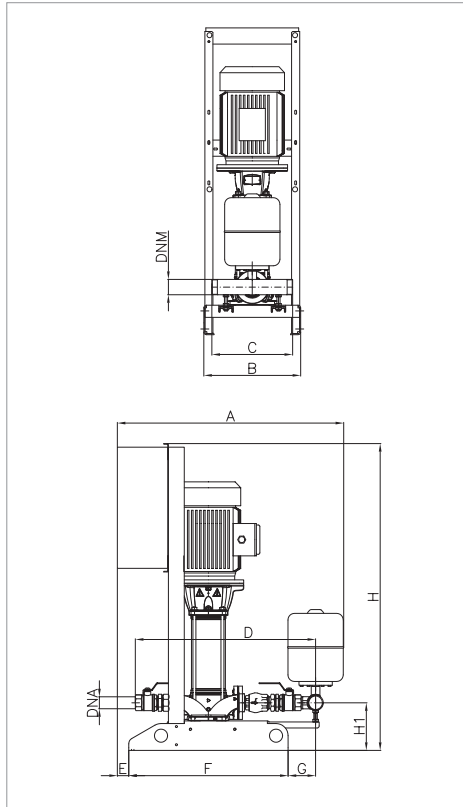
THE CONTROL PANEL PERFORMS THE FOLLOWING FUNCTIONS:

- Abnormal voltage protection.
- Adjustable amperometric protection.
- Dry run protection (without minimum manometer).
- Output phases short circuit protection.
- Overtemperature and overvoltage protection.
- Anti-seizing and anti-freeze functions.
- Pressure sensor fault
- Thermal magnetic protection control unit (simplified connection).
- Pressure sensor on the delivery manifold.

1 NKV 10 - RESIDENTIAL/INDUSTRIAL PRESSURE BOOSTER SETS

Pumped liquid temperature range: from -15 °C to +80 °C - Maximum ambient temperature: 40 °C - Max flow rate: 13 m³/h

PRESSURE SETS



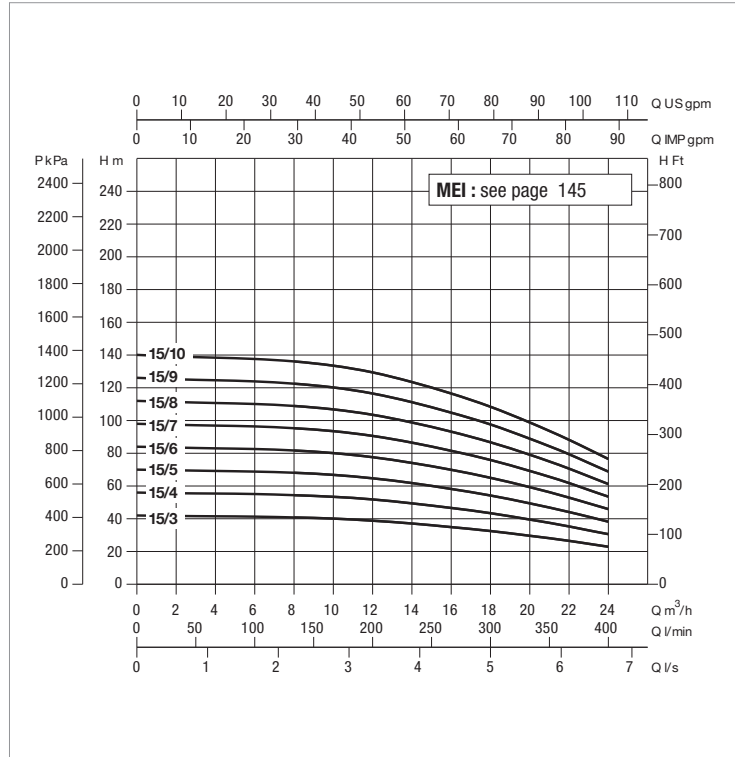
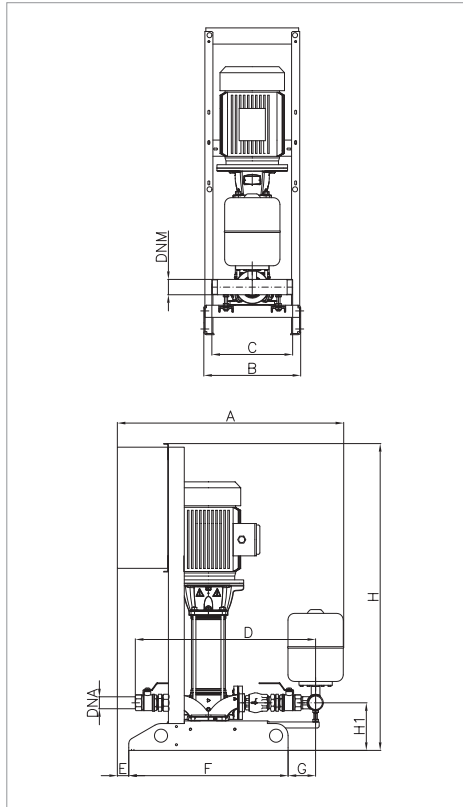
The performance curves are based on kinematic viscosity values = 1 mm²/s and density equivalent to 1000 kg/m³
Curve tolerance according to ISO 9906.

MODEL	50 Hz POWER INPUT	P2 NOMINAL		In A	MAX OBTAINABLE PRESSURE BAR	STANDARD PRESSURE BAR
		KW	HP			
1NKV 10/5 T	3 X 400 V ~	2.2	3	4.7	5	4.0
1NKV 10/6 T	3 X 400 V ~	2.2	3	4.7	6	5.0
1NKV 10/7 T	3 X 400 V ~	3	4	5.8	7	6.0
1NKV 10/8 T	3 X 400 V ~	3	4	5.8	8	7.0
1NKV 10/9 T	3 X 400 V ~	3	4	5.8	9	8.0
1NKV 10/10 T	3 X 400 V ~	4	5.5	7.6	10	8.5
1NKV 10/12 T	3 X 400 V ~	4	5.5	7.6	12	10
1NKV 10/14 T	3 X 400 V ~	5.5	7.5	11	14	12

MODEL	A	B	C	D	E	F	G	H	H1	Ø		WEIGHT kg
										DNA	DNM	
1 NKV 10	1060	480	400	790	60	790	72	1525	226	1/2"	2"	118

1 NKV 15 - RESIDENTIAL/INDUSTRIAL PRESSURE BOOSTER SETS

Pumped liquid temperature range: from -15 °C to +80 °C - Maximum ambient temperature: 40 °C - Max flow rate: 24 m³/h



The performance curves are based on kinematic viscosity values = 1 mm²/s and density equivalent to 1000 kg/m³
Curve tolerance according to ISO 9906.

PRESSURE SETS

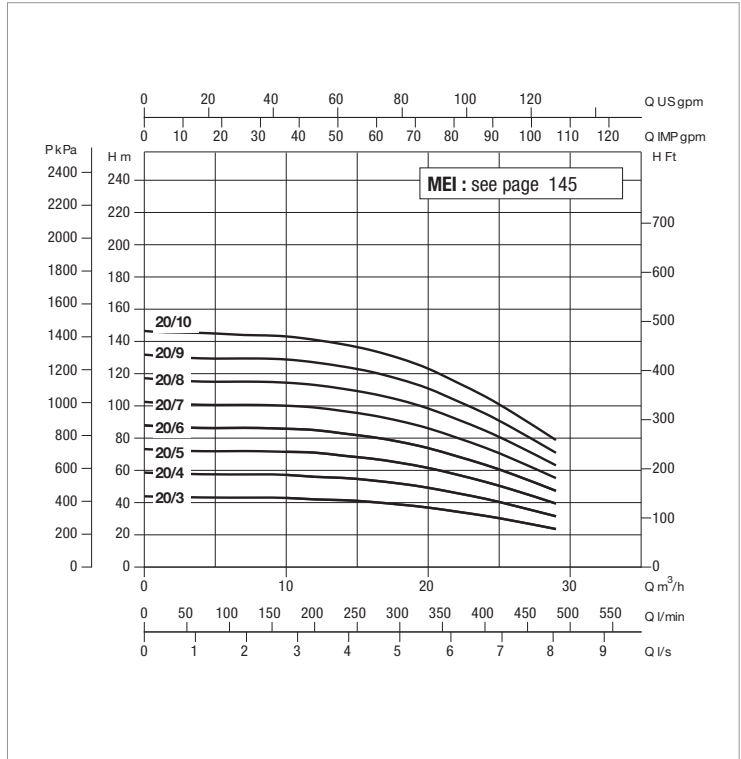
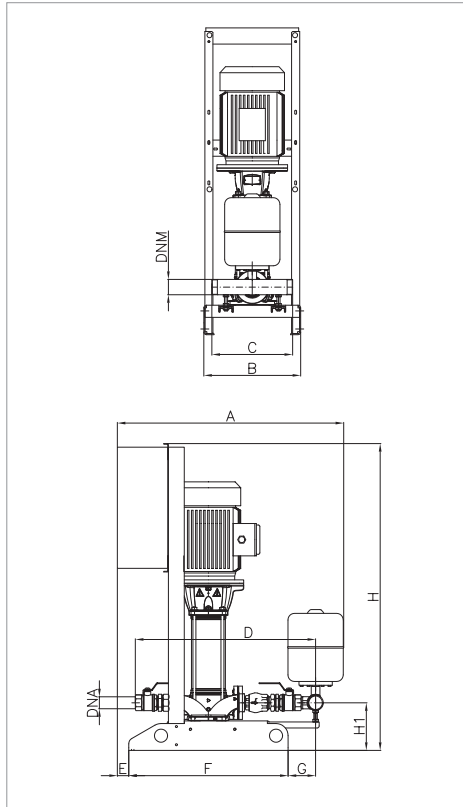
MODEL	50 Hz POWER INPUT	P2 NOMINAL		In A	MAX OBTAINABLE PRESSURE BAR	STANDARD PRESSURE BAR
		KW	HP			
1NKV 15/3 T	3 X 400 V ~	3	4	5.8	4	3.5
1NKV 15/4 T	3 X 400 V ~	4	5.5	7.6	5	4
1NKV 15/5 T	3 X 400 V ~	4	5.5	7.6	6.5	5
1NKV 15/6 T	3 X 400 V ~	5.5	7.5	11	7.7	6.5
1NKV 15/7 T	3 X 400 V ~	5.5	7.5	11	9	8
1NKV 15/8 T	3 X 400 V ~	7.5	10	14.8	10	9
1NKV 15/9 T	3 X 400 V ~	7.5	10	14.8	12	10
1NKV 15/10 T	3 X 400 V ~	11	15	22.4	13	11

MODEL	A	B	C	D	E	F	G	H	H1	Ø		WEIGHT kg
										DNA	DNM	
1 NKV 15	1125	480	400	880	60	790	136	1525	236	2"	2 1/2"	124

1 NKV 20 - RESIDENTIAL/INDUSTRIAL PRESSURE BOOSTER SETS

Pumped liquid temperature range: from -15 °C to +80 °C - Maximum ambient temperature: 40 °C - Max flow rate: 29 m³/h

PRESSURE SETS



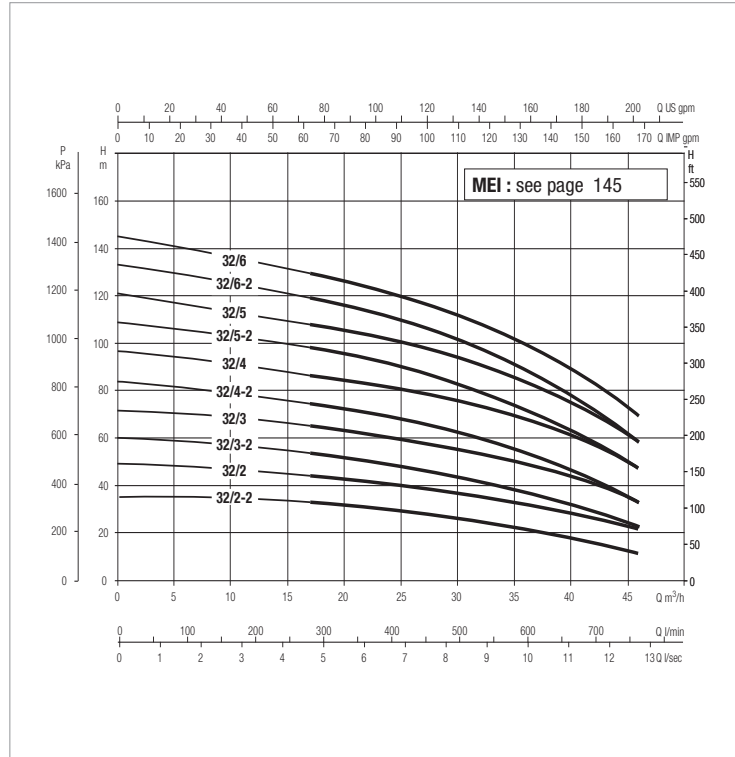
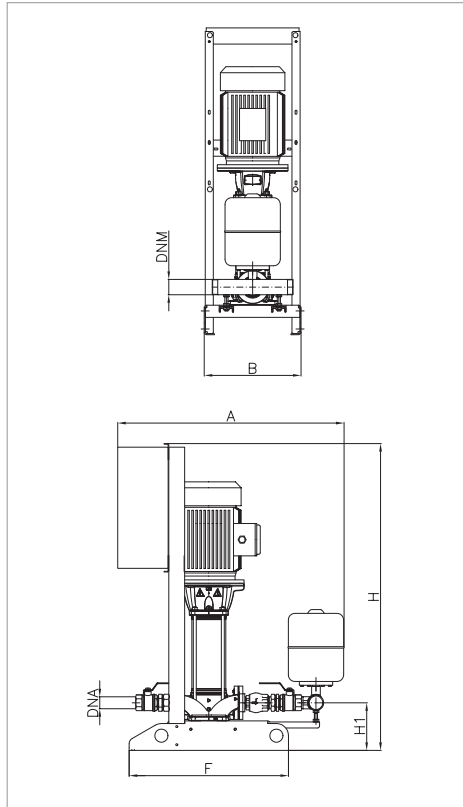
The performance curves are based on kinematic viscosity values = 1 mm²/s and density equivalent to 1000 kg/m³
Curve tolerance according to ISO 9906.

MODEL	50 Hz POWER INPUT	P2 NOMINAL		In A	MAX OBTAINABLE PRESSURE BAR	STANDARD PRESSURE BAR
		KW	HP			
1NKV 20/3 T	3 X 400 V ~	4	5,5	7,6	4	3
1NKV 20/4 T	3 X 400 V ~	5,5	7,5	11	5,5	4,5
1NKV 20/5 T	3 X 400 V ~	5,5	7,5	11	7	6
1NKV 20/6 T	3 X 400 V ~	7,5	10	14,8	8,5	7
1NKV 20/7 T	3 X 400 V ~	7,5	10	14,8	10	8,5
1NKV 20/8 T	3 X 400 V ~	11	15	22,4	11	9,5
1NKV 20/9 T	3 X 400 V ~	11	15	22,4	12,5	10
1NKV 20/10 T	3 X 400 V ~	11	15	22,4	14	12

MODEL	A	B	C	D	E	F	G	H	H1	Ø		WEIGHT kg
										DNA	DNM	
1 NKV 20	1125	480	400	880	60	790	136	1525	236	2"	2 1/2"	124

1 NKV 32 - RESIDENTIAL/INDUSTRIAL PRESSURE BOOSTER SETS

Pumped liquid temperature range: from -15 °C to +80 °C - Maximum ambient temperature: 40 °C - Max flow rate: 45 m³/h



The performance curves are based on kinematic viscosity values = 1 mm²/s and density equivalent to 1000 kg/m³
Curve tolerance according to ISO 9906.

PRESSURE SETS

MODEL	50 Hz POWER INPUT	P2 NOMINAL		In A	MAX FLOW RATE m ³ /h	MAX OBTAINABLE PRESSURE BAR	STANDARD PRESSURE BAR
		kW	HP				
1NKV 32/2-2 T 400-50	3x400 50-60Hz	1x4	1x5,5	1x8,1	45	3,6	2,5
1NKV 32/2 T 400-50	3x400 50-60Hz	1x5,5	1x7,5	1x10,4	45	4,8	3,5
1NKV 32/3-2 T 400-50	3x400 50-60Hz	1x5,5	1x7,5	1x10,4	45	6	5
1NKV 32/3 T IE3 400-50	3x400 50-60Hz	1x7,5	1x10	1x13,4	45	7,3	6
1NKV 32/4-2 T IE3 400-50	3x400 50-60Hz	1x7,5	1x10	1x13,4	45	8,4	7
1NKV 32/4 T IE3 400-50	3x400 50-60Hz	1x11	1x15	1x19,4	45	9,8	8,5
1NKV 32/5-2 T IE3 400-50	3x400 50-60Hz	1x11	1x15	1x19,4	45	10,9	9
1NKV 32/5 T IE3 400-50	3x400 50-60Hz	1x15	1x20	1x26,5	45	12	11
1NKV 32/6-2 T IE3 400-50	3x400 50-60Hz	1x15	1x20	1x26,5	45	13,4	12
1NKV 32/6 T IE3 400-50	3x400 50-60Hz	1x15	1x20	1x26,5	45	14,6	13

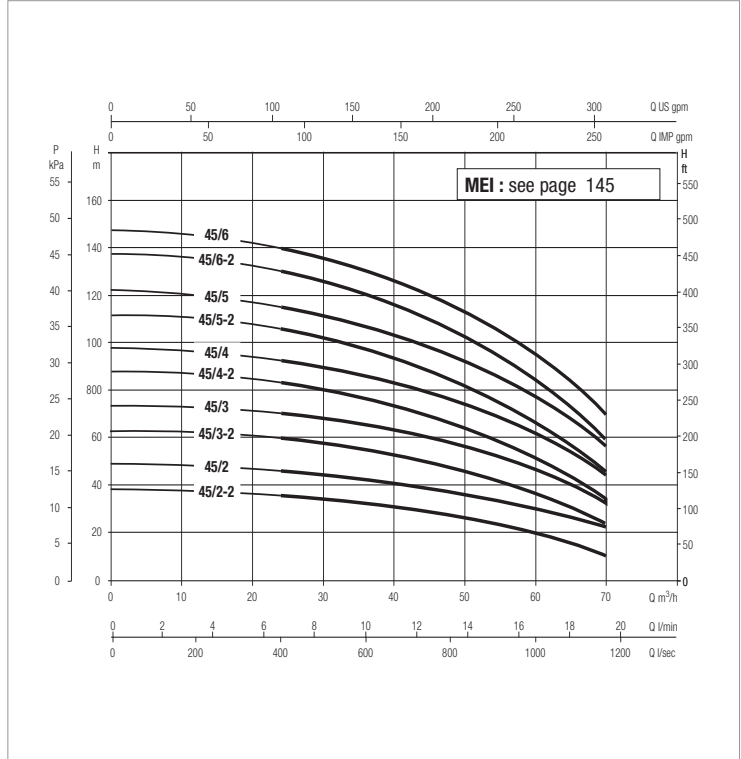
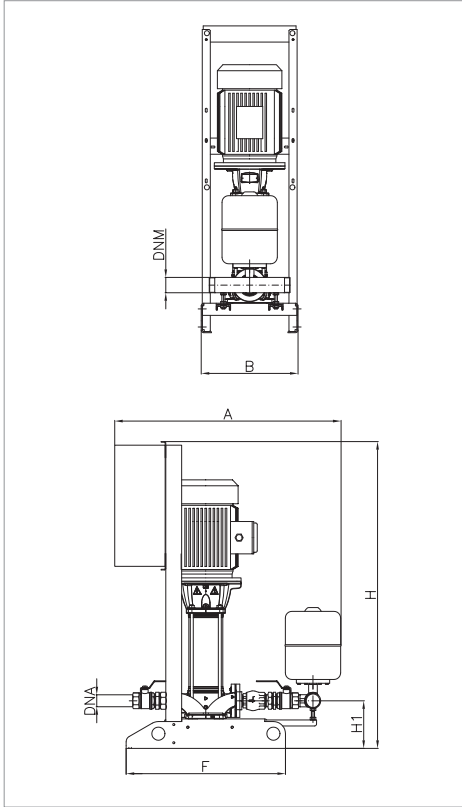
MODEL	A	B	F	H	H1	Ø		PACKING DIMENSIONS
						DNA	DNM	
1NKV 32/2-2 T 400-50	1316	535	890	1043	271	2" 1/2	80	1000x1400x2200
1NKV 32/2 T 400-50	1316	535	890	1280	271	2" 1/2	80	1000x1400x2200
1NKV 32/3-2 T 400-50	1316	535	890	1362	271	2" 1/2	80	1000x1400x2200
1NKV 32/3 T IE3 400-50	1316	535	890	1362	271	2" 1/2	80	1000x1400x2200
1NKV 32/4-2 T IE3 400-50	1316	535	890	1444	271	2" 1/2	80	1000x1400x2200
1NKV 32/4 T IE3 400-50	1316	535	890	1579	271	2" 1/2	80	1000x1400x2200
1NKV 32/5-2 T IE3 400-50	1316	535	890	1661	271	2" 1/2	80	1000x1400x2200
1NKV 32/5 T IE3 400-50	1316	535	890	1661	271	2" 1/2	80	1000x1400x2200
1NKV 32/6-2 T IE3 400-50	1316	535	890	1743	271	2" 1/2	80	1000x1400x2200
1NKV 32/6 T IE3 400-50	1316	535	890	1743	271	2" 1/2	80	1000x1400x2200

For the weights contact our sales network.

1 NKV 45 - RESIDENTIAL/INDUSTRIAL PRESSURE BOOSTER SETS

Pumped liquid temperature range: from -15 °C to +80 °C - Maximum ambient temperature: 40 °C - Max flow rate: 70 m³/h

PRESSURE SETS



The performance curves are based on kinematic viscosity values = 1 mm²/s and density equivalent to 1000 kg/m³
Curve tolerance according to ISO 9906.

MODEL	50 Hz POWER INPUT	P2 NOMINAL		In A	MAX FLOW RATE m³/h	MAX OBTAINABLE PRESSURE BAR	STANDARD PRESSURE BAR
		kW	HP				
1NKV 45/2-2 T IE3 400-50	3x400 50-60Hz	1x5,5	1x7,5	1x10,4	70	3,8	2,5
1NKV 45/2 T IE3 400-50	3x400 50-60Hz	1x7,5	1x10	1x13,4	70	4,8	3,5
1NKV 45/3-2 T IE3 400-50	3x400 50-60Hz	1x11	1x15	1x19,4	70	6,3	5
1NKV 45/3 T IE3 400-50	3x400 50-60Hz	1x11	1x15	1x19,4	70	7,3	6
1NKV 45/4-2 T IE3 400-50	3x400 50-60Hz	1x15	1x20	1x26,5	70	8,7	7
1NKV 45/4 T IE3 400-50	3x400 50-60Hz	1x15	1x20	1x26,5	70	9,7	8
1NKV 45/5-2 T IE3 400-50	3x400 50-60Hz	1x18,5	1x25	1x32	70	11,2	10
1NKV 45/5 T IE3 400-50	3x400 50-60Hz	1x18,5	1x25	1x32	70	12,2	11
1NKV 45/6-2 T IE3 400-50	3x400 50-60Hz	1x22	1x30	1x38	70	13,7	12
1NKV 45/6 T IE3 400-50	3x400 50-60Hz	1x22	1x30	1x38	70	14,7	13

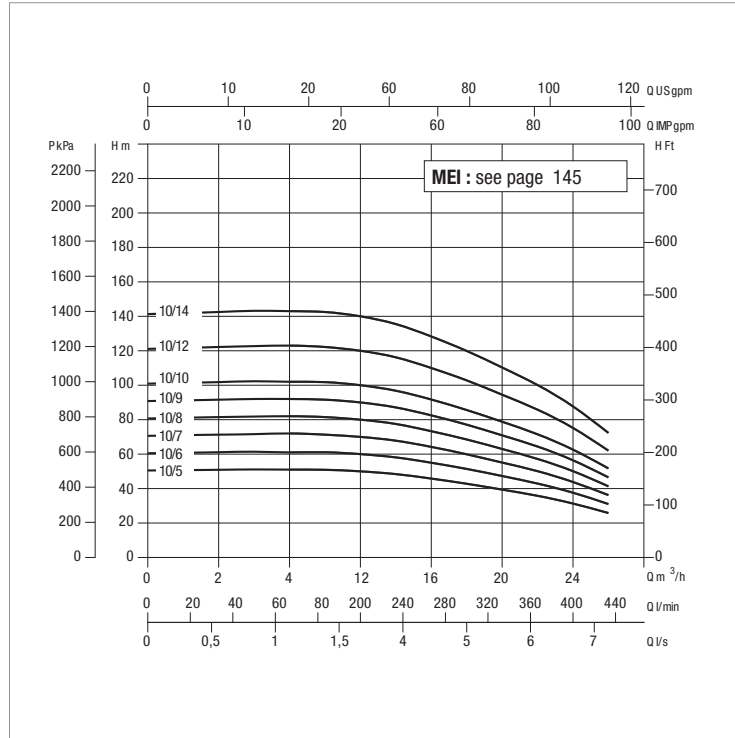
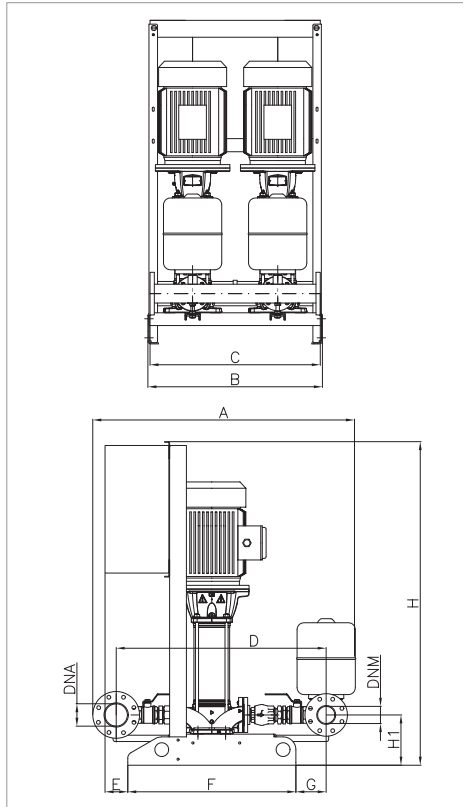
MODEL	A	B	F	H	H1	Ø		PACKING DIMENSIONS
						DNA	DNM	
1NKV 45/2-2 T IE3 400-50	1349	535	890	1315	306	3"	100	1000x1400x2200
1NKV 45/2 T IE3 400-50	1349	535	890	1315	306	3"	100	1000x1400x2200
1NKV 45/3-2 T IE3 400-50	1349	535	890	1532	306	3"	100	1000x1400x2200
1NKV 45/3 T IE3 400-50	1349	535	890	1532	306	3"	100	1000x1400x2200
1NKV 45/4-2 T IE3 400-50	1349	535	890	1614	306	3"	100	1000x1400x2200
1NKV 45/4 T IE3 400-50	1349	535	890	1614	306	3"	100	1000x1400x2200
1NKV 45/5-2 T IE3 400-50	1349	535	890	1751	306	3"	100	1000x1400x2200
1NKV 45/5 T IE3 400-50	1349	535	890	1751	306	3"	100	1000x1400x2200
1NKV 45/6-2 T IE3 400-50	1349	535	890	1853	306	3"	100	1000x1400x2200
1NKV 45/6 T IE3 400-50	1349	535	890	1853	306	3"	100	1000x1400x2200

For the weights contact our sales network.



2 NKV 10 - RESIDENTIAL/INDUSTRIAL PRESSURE BOOSTER SETS

Pumped liquid temperature range: from -15 °C to +80 °C - Maximum ambient temperature: 40 °C - Max flow rate: 26 m³/h



The performance curves are based on kinematic viscosity values = 1 mm²/s and density equal to 1000 kg/m³.
Curve tolerance according to ISO 9906.
Overall performance taking into account TWO pumps working at the same time.

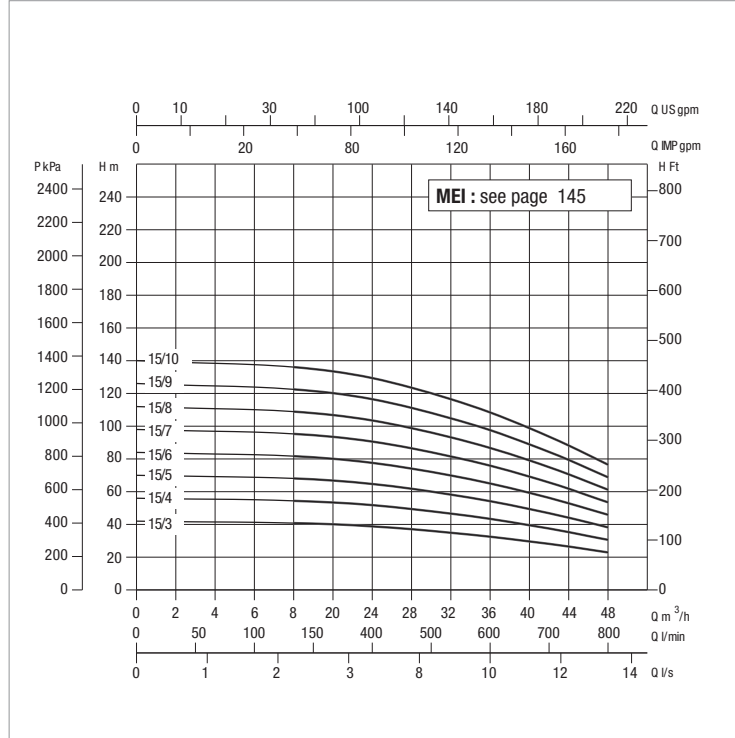
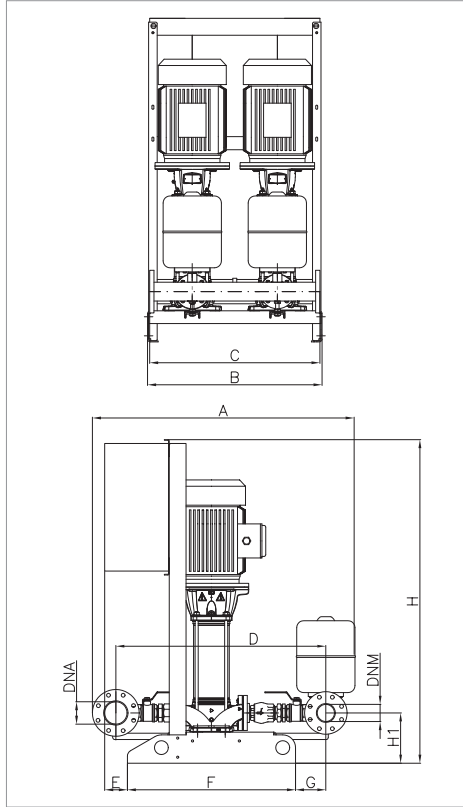
MODEL	50 Hz POWER INPUT	P2 NOMINAL		In A	MAX OBTAINABLE PRESSURE BAR	STANDARD PRESSURE BAR
		KW	HP			
2NKV 10/5 T	3 X 400 V ~	2x 2,2	2x 3	2x 4,7	5	4,0
2NKV 10/6 T	3 X 400 V ~	2x 2,2	2x 3	2x 4,7	6	5,0
2NKV 10/7 T	3 X 400 V ~	2x 3	2x 4	2x 5,8	7	6,0
2NKV 10/8 T	3 X 400 V ~	2x 3	2x 4	2x 5,8	8	7,0
2NKV 10/9 T	3 X 400 V ~	2x 3	2x 4	2x 5,8	9	8,0
2NKV 10/10 T	3 X 400 V ~	2x 4	2x 5,5	2x 7,6	10	8,5
2NKV 10/12 T	3 X 400 V ~	2x 4	2x 5,5	2x 7,6	12	10
2NKV 10/14 T	3 X 400 V ~	2x 5,5	2x 7,5	2x 11	14	12

MODEL	A	B	C	D	E	F	G	H	H1	Ø		WEIGHT kg
										DNA	DNM	
2 NKV 10	1120	820	800	860	110	790	80	1525	226	2 1/2"	2 1/2"	123

2 NKV 15 - RESIDENTIAL/INDUSTRIAL PRESSURE BOOSTER SETS

Pumped liquid temperature range: from -15 °C to +80 °C - Maximum ambient temperature: 40 °C - Max flow rate: 48 m³/h

PRESSURE SETS



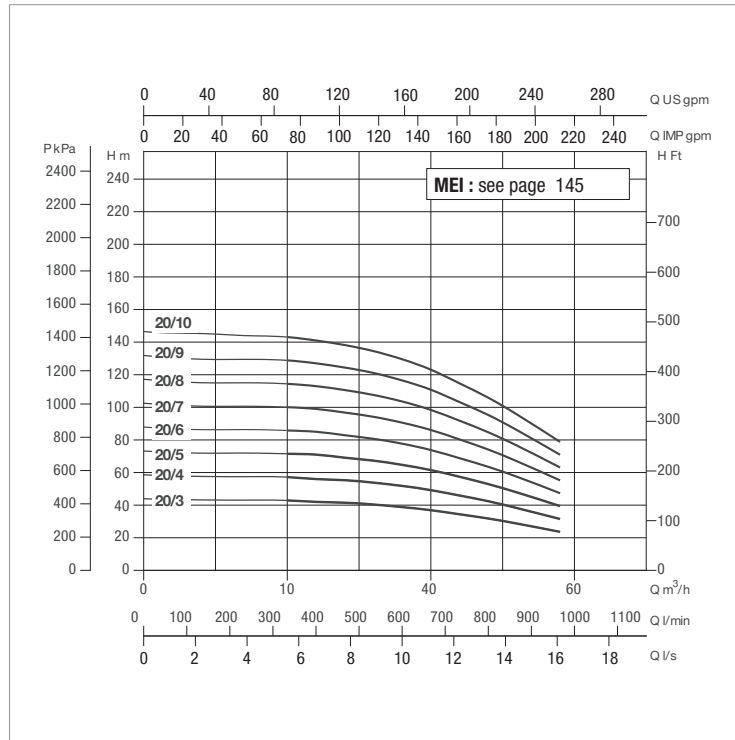
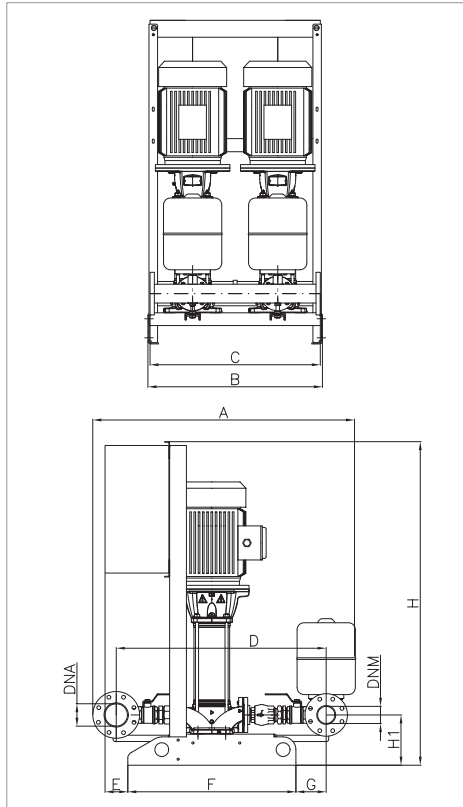
The performance curves are based on kinematic viscosity values = 1 mm²/s and density equal to 1000 kg/m³.
Curve tolerance according to ISO 9906.
Overall performance taking into account TWO pumps working at the same time.

MODEL	50 Hz POWER INPUT	P2 NOMINAL		In A	MAX OBTAINABLE PRESSURE BAR	STANDARD PRESSURE BAR
		KW	HP			
2NKV 15/3 T	3 X 400 V ~	2x3	2x4	2x5,8	4	3,5
2NKV 15/4 T	3 X 400 V ~	2x4	2x5,5	2x7,6	5	4
2NKV 15/5 T	3 X 400 V ~	2x4	2x5,5	2x7,6	6,5	5
2NKV 15/6 T	3 X 400 V ~	2x5,5	2x7,5	2x11	7,7	6,5
2NKV 15/7 T	3 X 400 V ~	2x5,5	2x7,5	2x11	9	8
2NKV 15/8 T	3 X 400 V ~	2x7,5	2x10	2x14,8	10	9
2NKV 15/9 T	3 X 400 V ~	2x7,5	2x10	2x14,8	12	10
2NKV 15/10 T	3 X 400 V ~	2x11	2x15	2x22,4	13	11

MODEL	A	B	C	D	E	F	G	H	H1	Ø		WEIGHT kg
										DNA	DNM	
2 NKV 15	1265	820	800	975	110	790	145	1525	236	DN 100	DN 80	129

2 NKV 20 - RESIDENTIAL/INDUSTRIAL PRESSURE BOOSTER SETS

Pumped liquid temperature range: from -15 °C to +80 °C - Maximum ambient temperature: 40 °C - Max flow rate: 58 m³/h



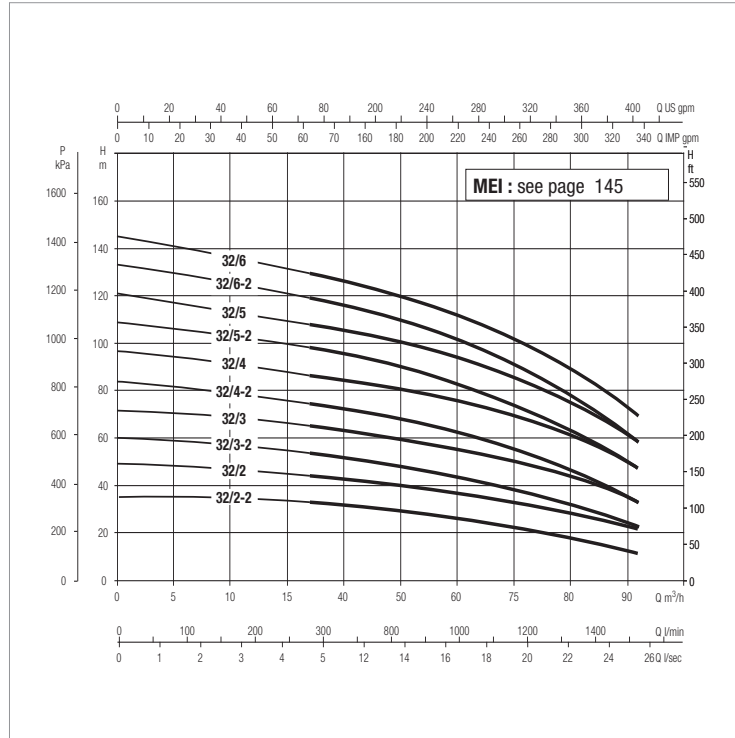
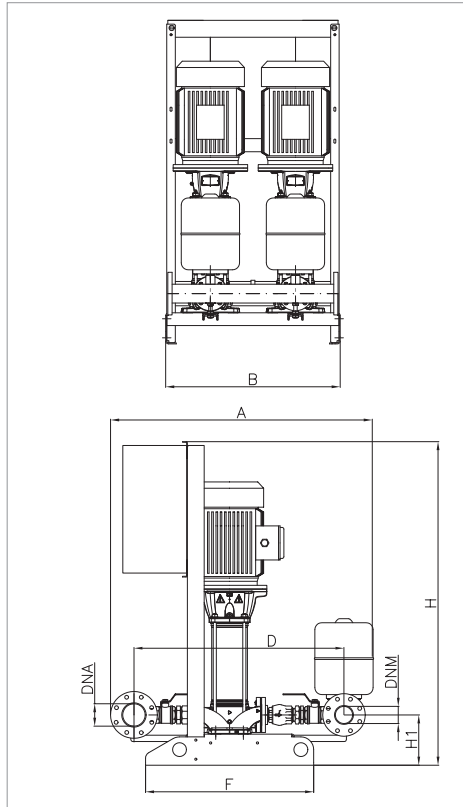
The performance curves are based on kinematic viscosity values = 1 mm²/s and density equal to 1000 kg/m³.
Curve tolerance according to ISO 9906.
Overall performance taking into account TWO pumps working at the same time.

MODEL	50 Hz POWER INPUT	P2 NOMINAL		In A	MAX OBTAINABLE PRESSURE BAR	STANDARD PRESSURE BAR
		KW	HP			
2NKV 20/3 T	3 X 400 V ~	2x4	2x5,5	2x7,6	4	3
2NKV 20/4 T	3 X 400 V ~	2x5,5	2x7,5	2x11	5,5	4,5
2NKV 20/5 T	3 X 400 V ~	2x5,5	2x7,5	2x11	7	6
2NKV 20/6 T	3 X 400 V ~	2x7,5	2x10	2x14,8	8,5	7
2NKV 20/7 T	3 X 400 V ~	2x7,5	2x10	2x14,8	10	8,5
2NKV 20/8 T	3 X 400 V ~	2x11	2x15	2x22,4	11	9,5
2NKV 20/9 T	3 X 400 V ~	2x11	2x15	2x22,4	12,5	10
2NKV 20/10 T	3 X 400 V ~	2x11	2x15	2x22,4	14	12

MODEL	A	B	C	D	E	F	G	H	H1	Ø		WEIGHT kg
										DNA	DNM	
2 NKV 20	1265	820	800	975	110	790	145	1525	236	DN 100	DN 80	129

2 NKV 32 - RESIDENTIAL/INDUSTRIAL PRESSURE BOOSTER SETS

Pumped liquid temperature range: from -15 °C to +80 °C - Maximum ambient temperature: 40 °C - Max flow rate: 90 m³/h



The performance curves are based on kinematic viscosity values = 1 mm²/s and density equal to 1000 kg/m³.
Curve tolerance according to ISO 9906.
Overall performance taking into account TWO pumps working at the same time.

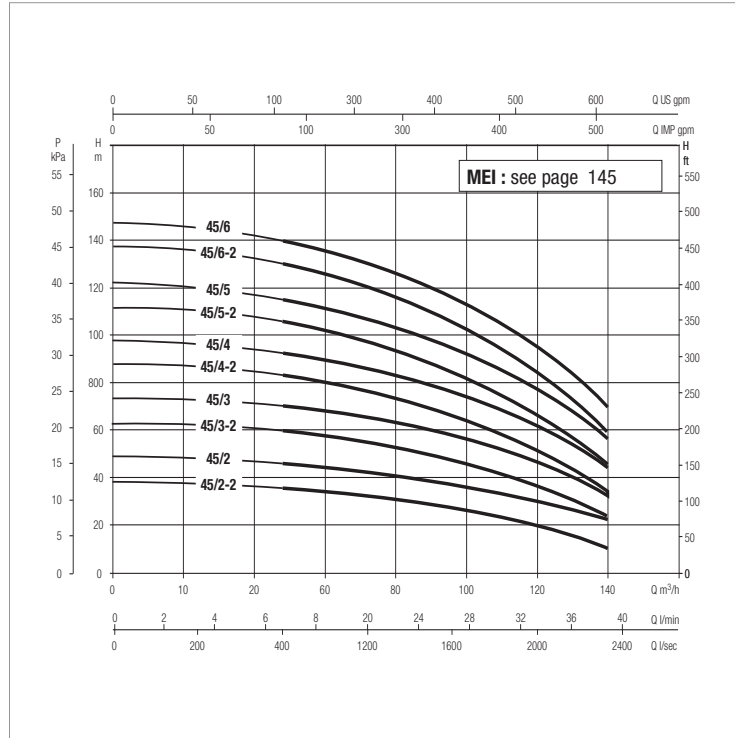
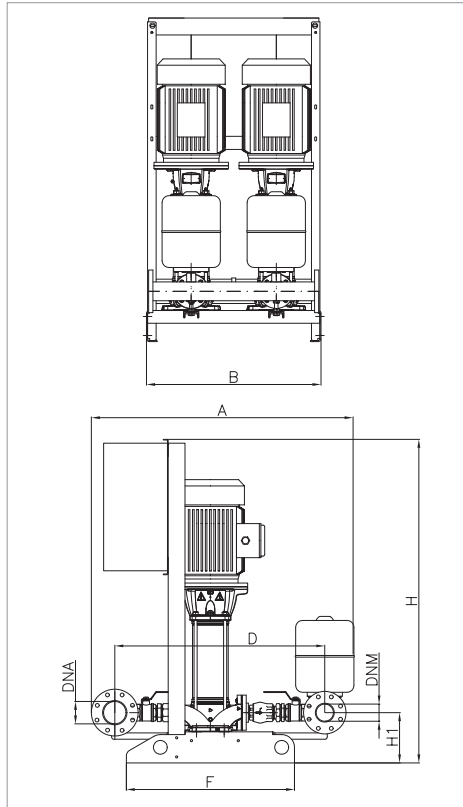
MODEL	50 Hz POWER INPUT	P2 NOMINAL		In A	MAX FLOW RATE m ³ /h	MAX OBTAINABLE PRESSURE BAR	STANDARD PRESSURE BAR
		kW	HP				
2NKV 32/2-2 T 400-50	3x400 50-60Hz	2x4	2x5,5	2x8,1	90	3,6	2,5
2NKV 32/2 T 400-50	3x400 50-60Hz	2x5,5	2x7,5	2x10,4	90	4,8	3,5
2NKV 32/3-2 T 400-50	3x400 50-60Hz	2x5,5	2x7,5	2x10,4	90	6	5
2NKV 32/3 T IE3 400-50	3x400 50-60Hz	2x7,5	2x10	2x13,4	90	7,3	6
2NKV 32/4-2 T IE3 400-50	3x400 50-60Hz	2x7,5	2x10	2x13,4	90	8,4	7
2NKV 32/4 T IE3 400-50	3x400 50-60Hz	2x11	2x15	2x19,4	90	9,8	8,5
2NKV 32/5-2 T IE3 400-50	3x400 50-60Hz	2x11	2x15	2x19,4	90	10,9	9
2NKV 32/5 T IE3 400-50	3x400 50-60Hz	2x15	2x20	2x26,5	90	12	11
2NKV 32/6-2 T IE3 400-50	3x400 50-60Hz	2x15	2x20	2x26,5	90	13,4	12
2NKV 32/6 T IE3 400-50	3x400 50-60Hz	2x15	2x20	2x26,5	90	14,6	13

MODEL	A	B	D	F	H	H1	Ø		PACKING DIMENSIONS
							DNA	DNM	
2NKV 32/2-2 T 400-50	1557	1025	1293	890	1043	271	125	100	1400x1800x2200
2NKV 32/2 T 400-50	1557	1025	1293	890	1280	271	125	100	1400x1800x2200
2NKV 32/3-2 T 400-50	1557	1025	1293	890	1362	271	125	100	1400x1800x2200
2NKV 32/3 T IE3 400-50	1557	1025	1293	890	1362	271	125	100	1400x1800x2200
2NKV 32/4-2 T IE3 400-50	1557	1025	1293	890	1444	271	125	100	1400x1800x2200
2NKV 32/4 T IE3 400-50	1557	1025	1293	890	1579	271	125	100	1400x1800x2200
2NKV 32/5-2 T IE3 400-50	1557	1025	1293	890	1661	271	125	100	1400x1800x2200
2NKV 32/5 T IE3 400-50	1557	10253	1293	890	1661	271	125	100	1400x1800x2200
2NKV 32/6-2 T IE3 400-50	1557	1025	1293	890	1743	271	125	100	1400x1800x2200
2NKV 32/6 T IE3 400-50	1557	1025	1293	890	1743	271	125	100	1400x1800x2200

For the weights contact our sales network.

2 NKV 45 - RESIDENTIAL/INDUSTRIAL PRESSURE BOOSTER SETS

Pumped liquid temperature range: from -15 °C to +80 °C - Maximum ambient temperature: 40 °C - Max flow rate: 140 m³/h



The performance curves are based on kinematic viscosity values = 1 mm²/s and density equal to 1000 kg/m³.
Curve tolerance according to ISO 9906.
Overall performance taking into account TWO pumps working at the same time.

MODEL	50 Hz POWER INPUT	P2 NOMINAL		In A	MAX FLOW RATE m ³ /h	MAX OBTAINABLE PRESSURE BAR	STANDARD PRESSURE BAR
		kW	HP				
2NKV 45/2-2 T 400-50	3x400 50-60Hz	2x5,5	2x7,5	2x10,4	140	3,8	2,5
2NKV 45/2 T IE3 400-50	3x400 50-60Hz	2x7,5	2x10	2x13,4	140	4,8	3,5
2NKV 45/3-2 T IE3 400-50	3x400 50-60Hz	2x11	2x15	2x19,4	140	6,3	5
2NKV 45/3 T IE3 400-50	3x400 50-60Hz	2x11	2x15	2x19,4	140	7,3	6
2NKV 45/4-2 T IE3 400-50	3x400 50-60Hz	2x15	2x20	2x26,5	140	8,7	7
2NKV 45/4 T IE3 400-50	3x400 50-60Hz	2x15	2x20	2x26,5	140	9,7	8
2NKV 45/5-2 T IE3 400-50	3x400 50-60Hz	2x18,5	2x25	2x32	140	11,2	10
2NKV 45/5 T IE3 400-50	3x400 50-60Hz	2x18,5	2x25	2x32	140	12,2	11
2NKV 45/6-2 T IE3 400-50	3x400 50-60Hz	2x22	2x30	2x38	140	13,7	12
2NKV 45/6 T IE3 400-50	3x400 50-60Hz	2x22	2x30	2x38	140	14,7	13

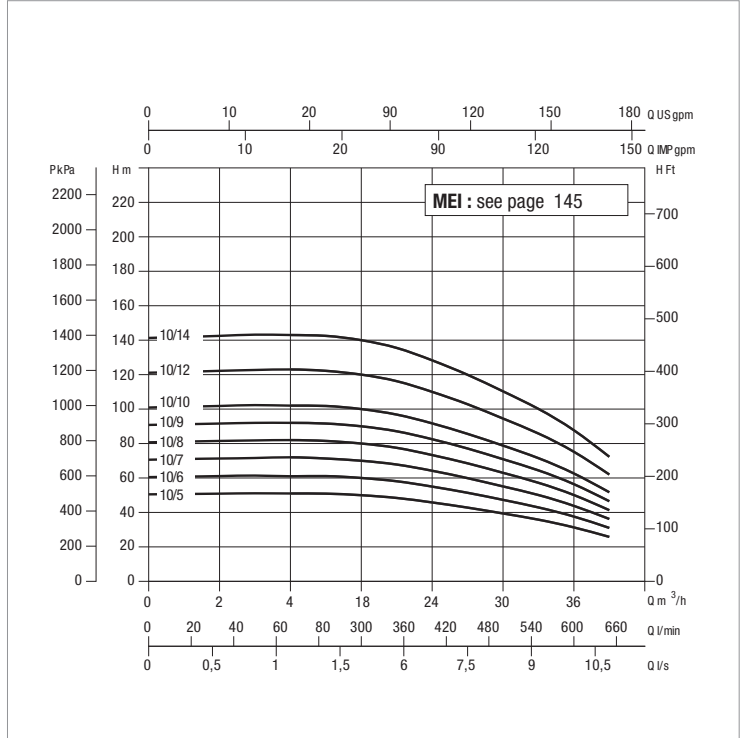
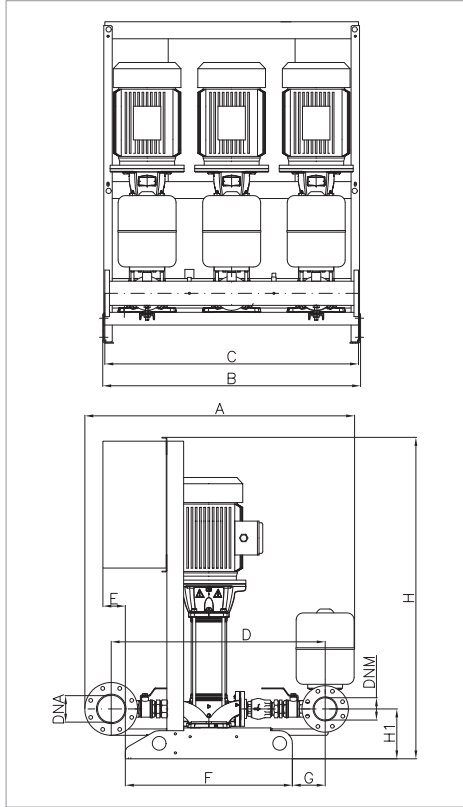
MODEL	A	B	D	F	H	H1	Ø		PACKING DIMENSIONS
							DNA	DNM	
2NKV 45/2-2 T 400-50	1622	1000	1340	890	1295	306	150	125	1400x1800x2200
2NKV 45/2 T IE3 400-50	1622	1000	1340	890	1295	306	150	125	1400x1800x2200
2NKV 45/3-2 T IE3 400-50	1622	1000	1340	890	1512	306	150	125	1400x1800x2200
2NKV 45/3 T IE3 400-50	1622	1000	1340	890	1512	306	150	125	1400x1800x2200
2NKV 45/4-2 T IE3 400-50	1622	1000	1340	890	1594	306	150	125	1400x1800x2200
2NKV 45/4 T IE3 400-50	1622	1000	1340	890	1594	306	150	125	1400x1800x2200
2NKV 45/5-2 T IE3 400-50	1622	1000	1340	890	1731	306	150	125	1400x1800x2200
2NKV 45/5 T IE3 400-50	1622	1000	1340	890	1731	306	150	125	1400x1800x2200
2NKV 45/6-2 T IE3 400-50	1622	1000	1340	890	1833	306	150	125	1400x1800x2200
2NKV 45/6 T IE3 400-50	1622	1000	1340	890	1833	306	150	125	1400x1800x2200

For the weights contact our sales network.

3 NKV 10 - RESIDENTIAL/INDUSTRIAL PRESSURE BOOSTER SETS

Pumped liquid temperature range: from -15 °C to +80 °C - Maximum ambient temperature: 40 °C - Max flow rate: 39 m³/h

PRESSURE SETS



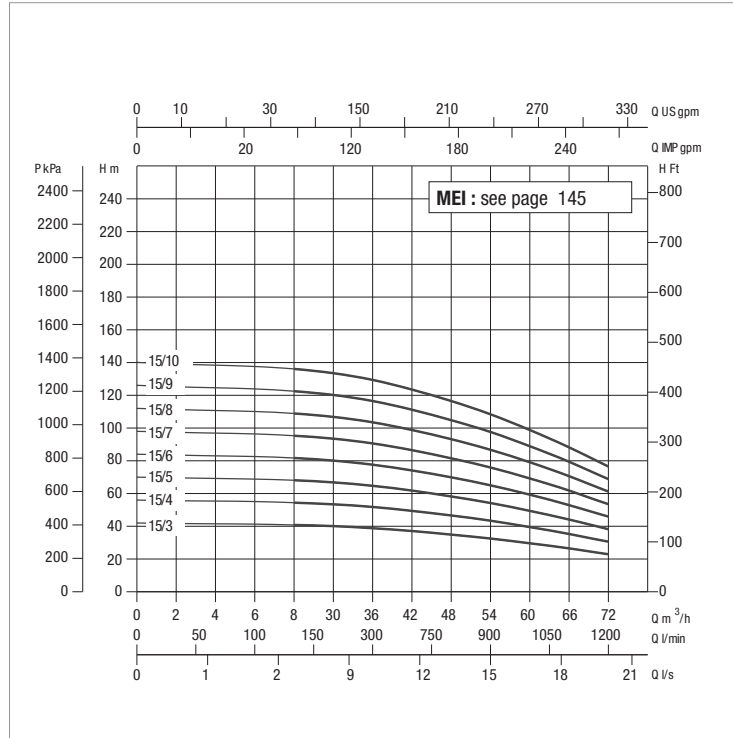
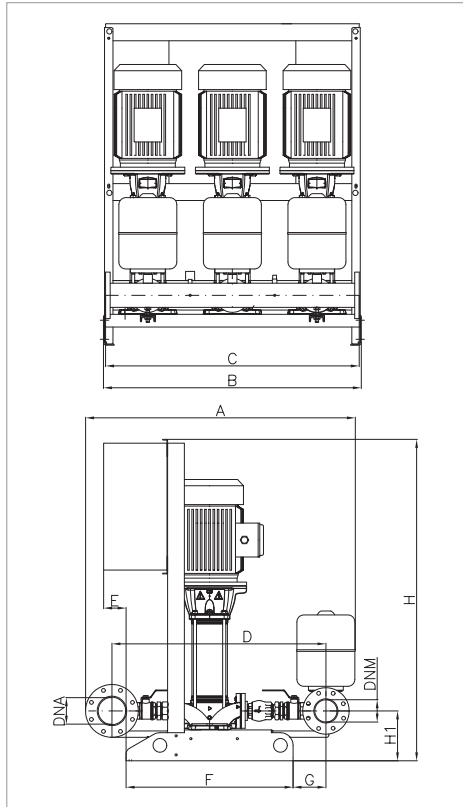
The performance curves are based on kinematic viscosity values = 1 mm²/s and density equal to 1000 kg/m³.
Curve tolerance according to ISO 9906.
Overall performance taking into account THREE pumps working at the same time.

MODEL	50 Hz POWER INPUT	P2 NOMINAL		In A	MAX OBTAINABLE PRESSURE BAR	STANDARD PRESSURE BAR
		KW	HP			
3NKV 10/5 T	3 X 400 V ~	3x2,2	3x3	3x 4,7	5	4,0
3NKV 10/6 T	3 X 400 V ~	2x2,2	3x3	3x 4,7	6	5,0
3NKV 10/7 T	3 X 400 V ~	3x3	3x4	3x 5,8	7	6,0
3NKV 10/8 T	3 X 400 V ~	3x3	3x4	3x 5,8	8	7,0
3NKV 10/9 T	3 X 400 V ~	3x3	3x4	3x 5,8	9	8,0
3NKV 10/10 T	3 X 400 V ~	3x4	3x5,5	3x 7,6	10	8,5
3NKV 10/12 T	3 X 400 V ~	3x4	3x5,5	3x 7,6	12	10
3NKV 10/14 T	3 X 400 V ~	3x5,5	3x 7,5	3x 11	14	12

MODEL	A	B	C	D	E	F	G	H	H1	Ø		WEIGHT kg
										DNA	DNM	
3 NKV 10	1125	1220	1200	870	110	790	86	1525	226	DN 0	DN 80	134

3 NKV 15 - RESIDENTIAL/INDUSTRIAL PRESSURE BOOSTER SETS

Pumped liquid temperature range: from -15 °C to +80 °C - Maximum ambient temperature: 40 °C - Max flow rate: 72 m³/h



The performance curves are based on kinematic viscosity values = 1 mm²/s and density equal to 1000 kg/m³.
Curve tolerance according to ISO 9906.
Overall performance taking into account THREE pumps working at the same time.

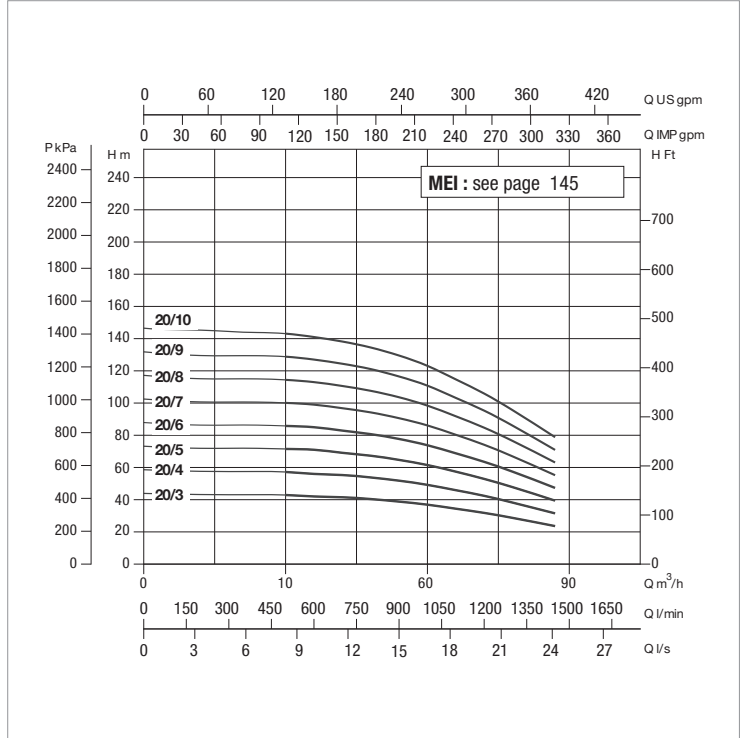
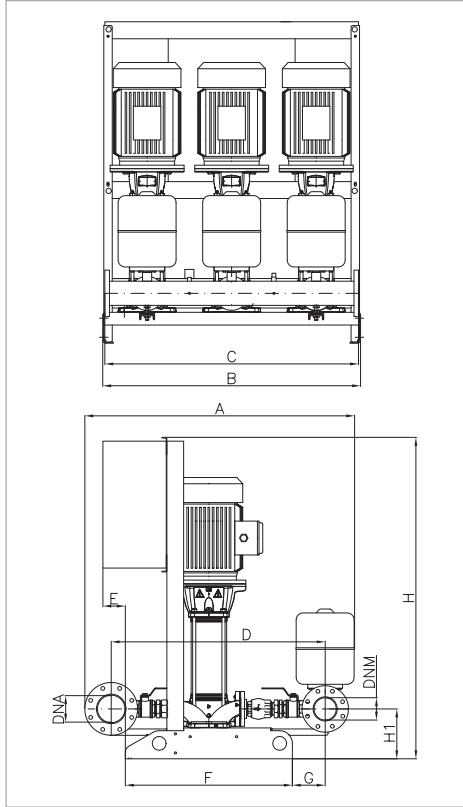
MODEL	50 Hz POWER INPUT	P2 NOMINAL		In A	MAX OBTAINABLE PRESSURE BAR	STANDARD PRESSURE BAR
		KW	HP			
3NKV 15/3 T	3 X 400 V ~	3x3	3x4	3x5,8	4	3,5
3NKV 15/4 T	3 X 400 V ~	3x4	3x5,5	3x7,6	5	4
3NKV 15/5 T	3 X 400 V ~	3x4	3x5,5	3x7,6	6,5	5
3NKV 15/6 T	3 X 400 V ~	3x5,5	3x7,5	3x11	7,7	6,5
3NKV 15/7 T	3 X 400 V ~	3x5,5	3x7,5	3x11	9	8
3NKV 15/8 T	3 X 400 V ~	3x7,5	3x10	3x14,8	10	9
3NKV 15/9 T	3 X 400 V ~	3x7,5	3x10	3x14,8	12	10
3NKV 15/10 T	3 X 400 V ~	3x11	3x15	3x22,4	13	11

MODEL	A	B	C	D	E	F	G	H	H1	Ø		WEIGHT kg
										DNA	DNM	
3 NKV 15	1265	1220	1200	1000	110	790	155	1525	236	DN 125	DN 100	141

3 NKV 20 - RESIDENTIAL/INDUSTRIAL PRESSURE BOOSTER SETS

Pumped liquid temperature range: from -15 °C to +80 °C - Maximum ambient temperature: 40 °C - Max flow rate: 87 m³/h

PRESSURE SETS



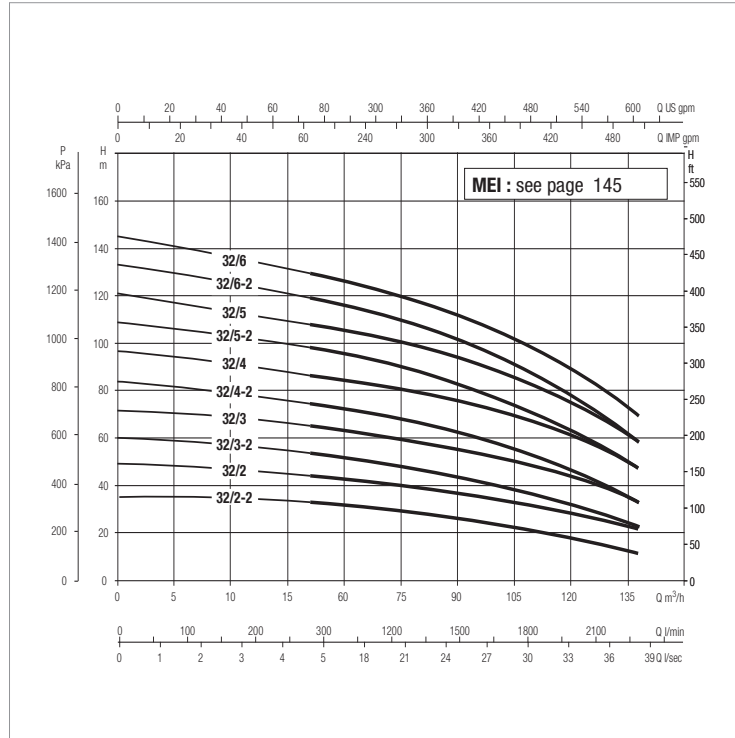
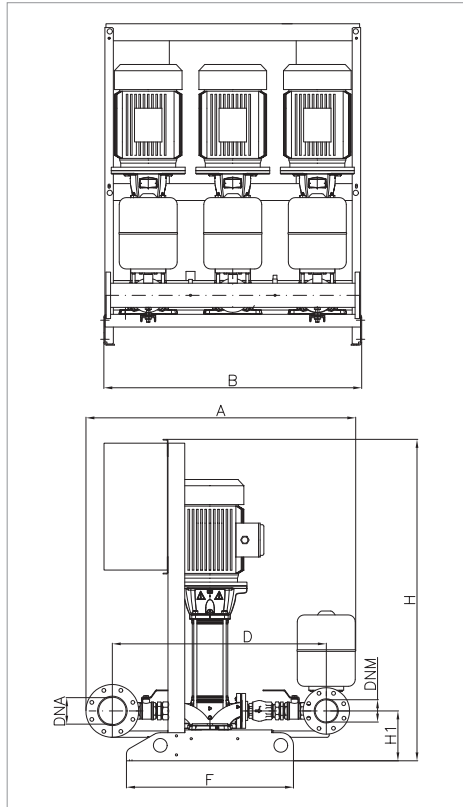
The performance curves are based on kinematic viscosity values = 1 mm²/s and density equal to 1000 kg/m³.
Curve tolerance according to ISO 9906.
Overall performance taking into account THREE pumps working at the same time.

MODEL	50 Hz POWER INPUT	P2 NOMINAL		In A	MAX OBTAINABLE PRESSURE BAR	STANDARD PRESSURE BAR
		KW	HP			
3NKV 20/3 T	3 X 400 V ~	3x4	3x5,5	3x7,6	4	3
3NKV 20/4 T	3 X 400 V ~	3x5,5	3x7,5	3x11	5,5	4,5
3NKV 20/5 T	3 X 400 V ~	3x5,5	3x7,5	3x11	7	6
3NKV 20/6 T	3 X 400 V ~	3x7,5	3x10	3x14,8	8,5	7
3NKV 20/7 T	3 X 400 V ~	3x7,5	3x10	3x14,8	10	8,5
3NKV 20/8 T	3 X 400 V ~	3x11	3x15	3x22,4	11	9,5
3NKV 20/9 T	3 X 400 V ~	3x11	3x15	3x22,4	12,5	10
3NKV 20/10 T	3 X 400 V ~	3x11	3x15	3x22,4	14	12

MODEL	A	B	C	D	E	F	G	H	H1	Ø		WEIGHT kg
										DNA	DNM	
3 NKV 15	1265	1220	1200	1000	110	790	155	1525	236	DN 125	DN 100	141

3 NKV 32 - RESIDENTIAL/INDUSTRIAL PRESSURE BOOSTER SETS

Pumped liquid temperature range: from -15 °C to +80 °C - Maximum ambient temperature: 40 °C - Max flow rate: 135 m³/h



The performance curves are based on kinematic viscosity values = 1 mm²/s and density equal to 1000 kg/m³.
Curve tolerance according to ISO 9906.
Overall performance taking into account THREE pumps working at the same time.

MODEL	50 Hz POWER INPUT	P2 NOMINAL		In A	MAX FLOW RATE m³/h	MAX OBTAINABLE PRESSURE BAR	STANDARD PRESSURE BAR
		kW	HP				
3NKV 32/2-2 T 400-50	3x400 50-60Hz	3x4	3x5,5	3x8,1	135	3,6	2,5
3NKV 32/2 T 400-50	3x400 50-60Hz	3x5,5	3x7,5	3x10,4	135	4,8	3,5
3NKV 32/3-2 T 400-50	3x400 50-60Hz	3x5,5	3x7,5	3x10,4	135	6	5
3NKV 32/3 T IE3 400-50	3x400 50-60Hz	3x7,5	3x10	3x13,4	135	7,3	6
3NKV 32/4-2 T IE3 400-50	3x400 50-60Hz	3x7,5	3x10	3x13,4	135	8,4	7
3NKV 32/4 T IE3 400-50	3x400 50-60Hz	3x11	3x15	3x19,4	135	9,8	8,5
3NKV 32/5-2 T IE3 400-50	3x400 50-60Hz	3x11	3x15	3x19,4	135	10,9	9
3NKV 32/5 T IE3 400-50	3x400 50-60Hz	3x15	3x20	3x26,5	135	12	11
3NKV 32/6-2 T IE3 400-50	3x400 50-60Hz	3x15	3x20	3x26,5	135	13,4	12
3NKV 32/6 T IE3 400-50	3x400 50-60Hz	3x15	3x20	3x26,5	135	14,6	13

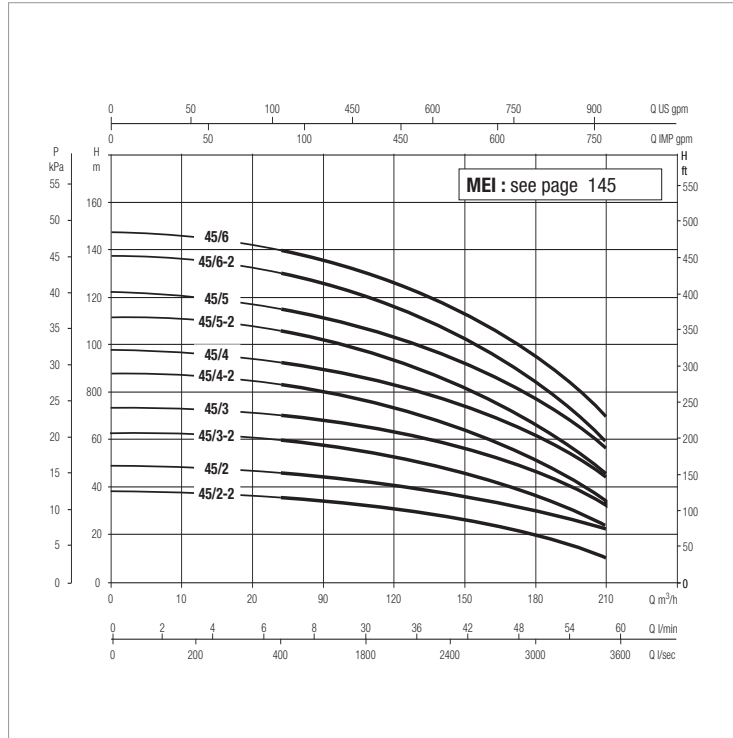
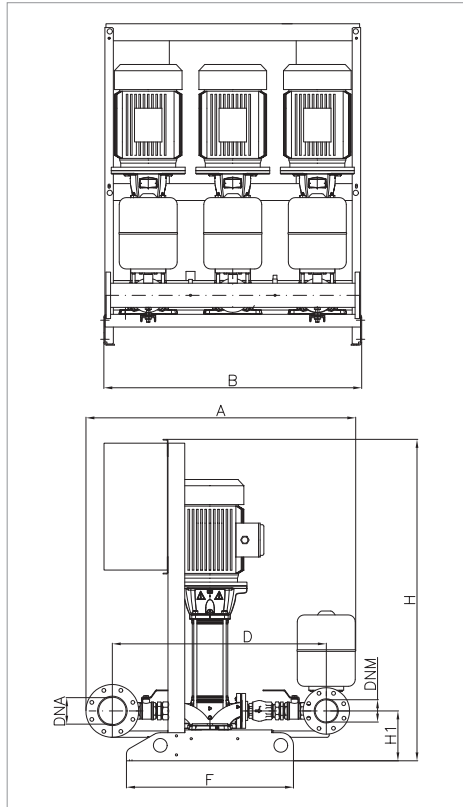
MODEL	A	B	D	F	H	H1	Ø		PACKING DIMENSIONS
							DNA	DNM	
3NKV 32/2-2 T 400-50	1613	1500	1331	890	1043	271	150	125	1500x2250x2200
3NKV 32/2 T 400-50	1613	1500	1331	890	1280	271	150	125	1500x2250x2200
3NKV 32/3-2 T 400-50	1613	1500	1331	890	1362	271	150	125	1500x2250x2200
3NKV 32/3 T IE3 400-50	1613	1500	1331	890	1362	271	150	125	1500x2250x2200
3NKV 32/4-2 T IE3 400-50	1613	1500	1331	890	1444	271	150	125	1500x2250x2200
3NKV 32/4 T IE3 400-50	1613	1500	1331	890	1579	271	150	125	1500x2250x2200
3NKV 32/5-2 T IE3 400-50	1613	1500	1331	890	1661	271	150	125	1500x2250x2200
3NKV 32/5 T IE3 400-50	1613	1500	1331	890	1661	271	150	125	1500x2250x2200
3NKV 32/6-2 T IE3 400-50	1613	1500	1331	890	1743	271	150	125	1500x2250x2200
3NKV 32/6 T IE3 400-50	1613	1500	1331	890	1743	271	150	125	1500x2250x2200

For the weights contact our sales network.

3 NKV 45 - RESIDENTIAL/INDUSTRIAL PRESSURE BOOSTER SETS

Pumped liquid temperature range: from -15 °C to +80 °C - Maximum ambient temperature: 40 °C - Max flow rate: 210 m³/h

PRESSURE SETS



The performance curves are based on kinematic viscosity values = 1 mm²/s and density equal to 1000 kg/m³.
Curve tolerance according to ISO 9906.
Overall performance taking into account THREE pumps working at the same time.

MODEL	50 Hz POWER INPUT	P2 NOMINAL		In A	MAX FLOW RATE m³/h	MAX OBTAINABLE PRESSURE BAR	STANDARD PRESSURE BAR
		kW	HP				
3NKV 45/2-2 T 400-50	3x400 50-60Hz	3x5,5	3x7,5	3x10,4	210	3,8	2,5
3NKV 45/2 T IE3 400-50	3x400 50-60Hz	3x7,5	3x10	3x13,4	210	4,8	3,5
3NKV 45/3-2 T IE3 400-50	3x400 50-60Hz	3x11	3x15	3x19,4	210	6,3	5
3NKV 45/3 T IE3 400-50	3x400 50-60Hz	3x11	3x15	3x19,4	210	7,3	6
3NKV 45/4-2 T IE3 400-50	3x400 50-60Hz	3x15	3x20	3x26,5	210	8,7	7
3NKV 45/4 T IE3 400-50	3x400 50-60Hz	3x15	3x20	3x26,5	210	9,7	8
3NKV 45/5-2 T IE3 400-50	3x400 50-60Hz	3x18,5	3x25	3x32	210	11,2	10
3NKV 45/5 T IE3 400-50	3x400 50-60Hz	3x18,5	3x25	3x32	210	12,2	11
3NKV 45/6-2 T IE3 400-50	3x400 50-60Hz	3x22	3x30	3x38	210	13,7	12
3NKV 45/6 T IE3 400-50	3x400 50-60Hz	3x22	3x30	3x38	210	14,7	13

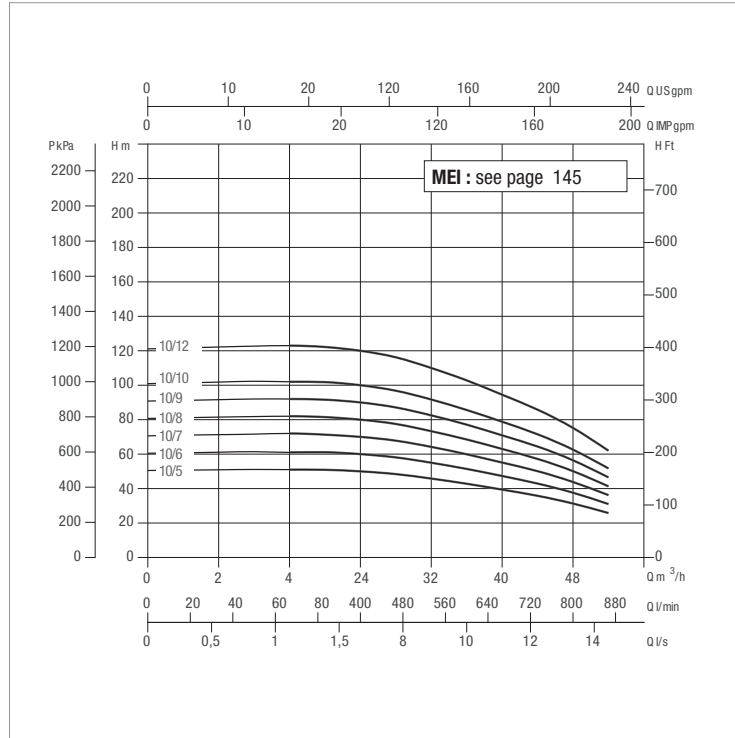
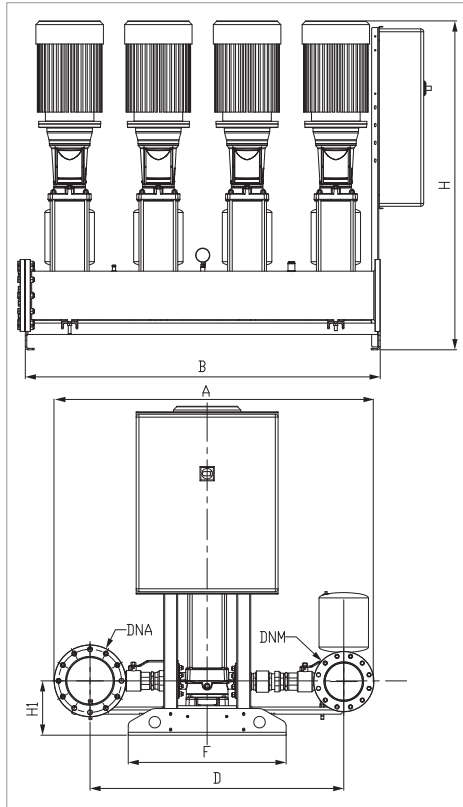
MODEL	A	B	D	F	H	H1	Ø		PACKING DIMENSIONS
							DNA	DNM	
3NKV 45/2-2 T 400-50	1710	1500	1345	890	1315	306	200	150	1500x2250x2200
3NKV 45/2 T IE3 400-50	1710	1500	1345	890	1315	306	200	150	1500x2250x2200
3NKV 45/3-2 T IE3 400-50	1710	1500	1345	890	1532	306	200	150	1500x2250x2200
3NKV 45/3 T IE3 400-50	1710	1500	1345	890	1532	306	200	150	1500x2250x2200
3NKV 45/4-2 T IE3 400-50	1710	1500	1345	890	1614	306	200	150	1500x2250x2200
3NKV 45/4 T IE3 400-50	1710	1500	1345	890	1614	306	200	150	1500x2250x2200
3NKV 45/5-2 T IE3 400-50	1710	1500	1345	890	1751	306	200	150	1500x2250x2200
3NKV 45/5 T IE3 400-50	1710	1500	1345	890	1751	306	200	150	1500x2250x2200
3NKV 45/6-2 T IE3 400-50	1710	1500	1345	890	1853	306	200	150	1500x2250x2200
3NKV 45/6 T IE3 400-50	1710	1500	1345	890	1853	306	200	150	1500x2250x2200

For the weights contact our sales network.



4 NKV 10 - RESIDENTIAL/INDUSTRIAL PRESSURE BOOSTER SETS

Pumped liquid temperature range: from -15 °C to +80 °C - Maximum ambient temperature: 40 °C - Max flow rate: 52 m³/h



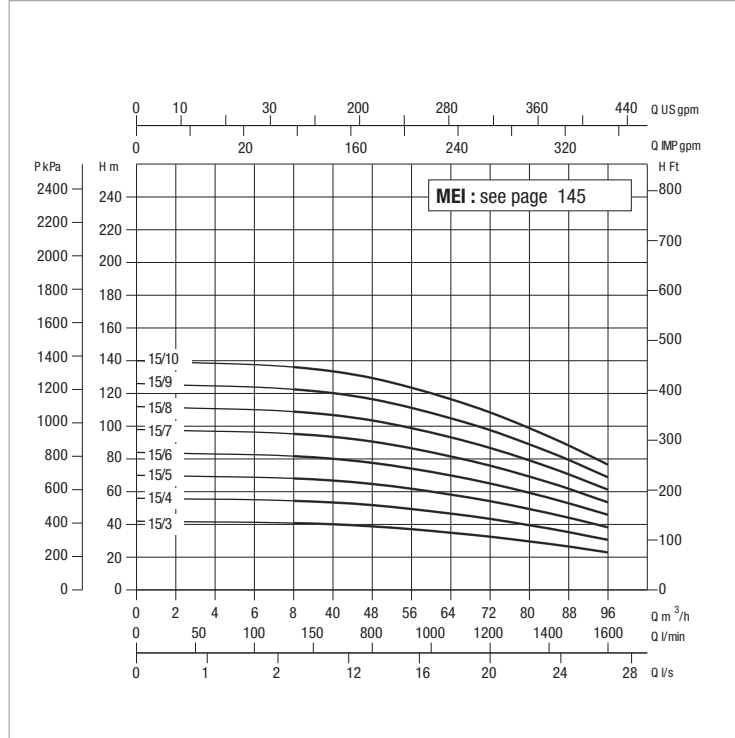
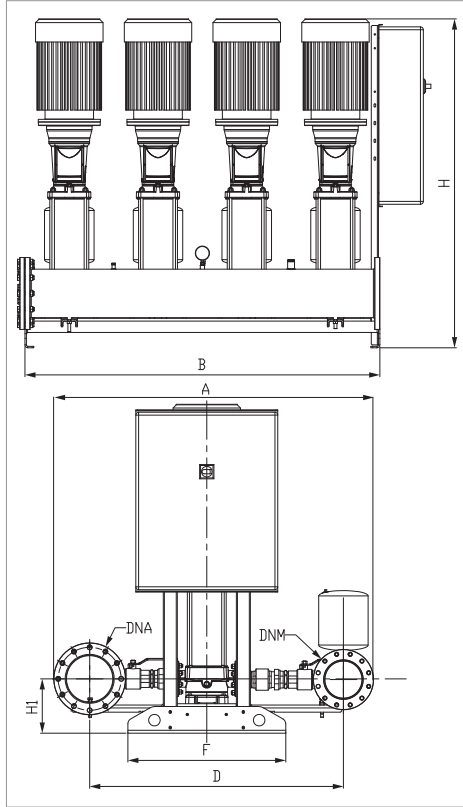
The performance curves are based on kinematic viscosity values = 1 mm²/s and density equal to 1000 kg/m³.
Curve tolerance according to ISO 9906.
Overall performance taking into account FOUR pumps working at the same time.

MODEL	50 Hz POWER INPUT	P2 NOMINAL		In A	MAX FLOW RATE m³/h	MAX OBTAINABLE PRESSURE BAR	STANDARD PRESSURE BAR
		kW	HP				
4NKV 10/5 T 400-50	3x400 50-60Hz	4x2,2	4x3	4x4,7	52	5	4
4NKV 10/6 T 400-50	3x400 50-60Hz	4x2,2	4x3	4x4,7	52	6	5
4NKV 10/7 T 400-50	3x400 50-60Hz	4x3	4x4	4x5,8	52	7	6
4NKV 10/8 T 400-50	3x400 50-60Hz	4x3	4x4	4x5,8	52	8	7
4NKV 10/9 T 400-50	3x400 50-60Hz	4x3	4x4	4x5,8	52	9	8
4NKV 10/10 T 400-50	3x400 50-60Hz	4x4	4x5,5	4x7,6	52	10	9
4NKV 10/12 T 400-50	3x400 50-60Hz	4x4	4x5,5	4x7,6	52	12	11

MODEL	A	B	D	F	H	H1	Ø		PACKING DIMENSIONS
							DNA	DNM	
4NKV 10/5 T 400-50	1151	1936	901	890	1505	226	100	80	1500x22500x2200
4NKV 10/6 T 400-50	1151	1936	901	890	1505	226	100	80	1500x22500x2200
4NKV 10/7 T 400-50	1151	1936	901	890	1505	226	100	80	1500x22500x2200
4NKV 10/8 T 400-50	1151	1936	901	890	1505	226	100	80	1500x22500x2200
4NKV 10/9 T 400-50	1151	1936	901	890	1505	226	100	80	1500x22500x2200
4NKV 10/10 T 400-50	1151	1936	901	890	1505	226	100	80	1500x22500x2200
4NKV 10/12 T 400-50	1151	1936	901	890	1505	226	100	80	1500x22500x2200

4 NKV 15 - RESIDENTIAL/INDUSTRIAL PRESSURE BOOSTER SETS

Pumped liquid temperature range: from -15 °C to +80 °C - Maximum ambient temperature: 40 °C - Max flow rate: 96 m³/h



The performance curves are based on kinematic viscosity values = 1 mm²/s and density equal to 1000 kg/m³.

Curve tolerance according to ISO 9906.

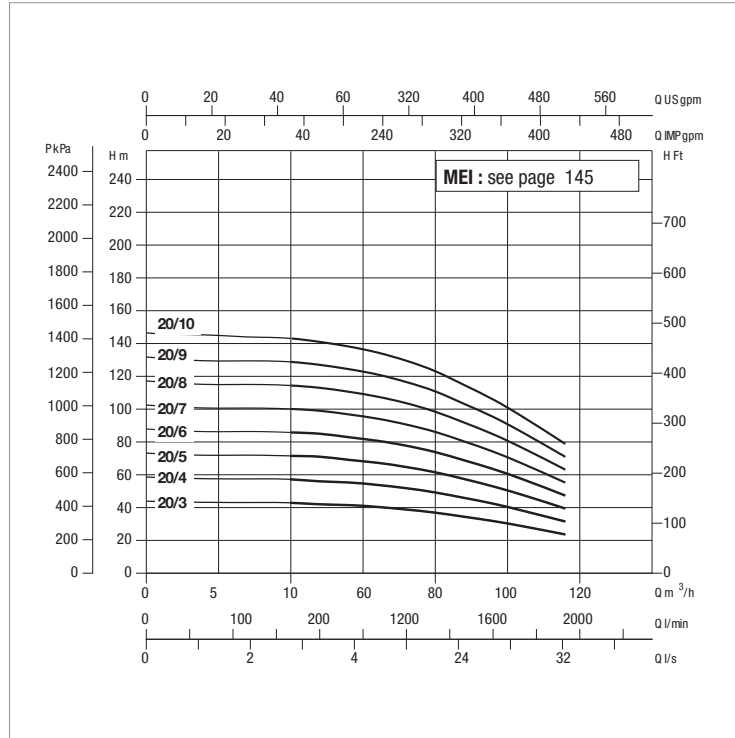
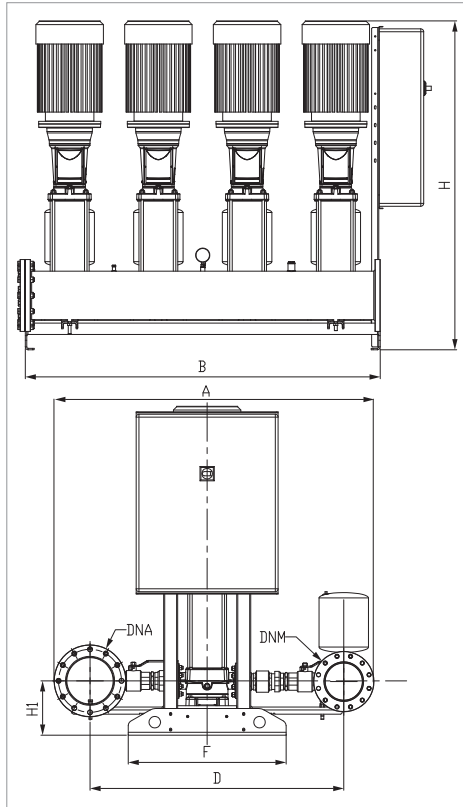
Overall performance taking into account FOUR pumps working at the same time.

MODEL	50 Hz POWER INPUT	P2 NOMINAL		In A	MAX FLOW RATE m ³ /h	MAX OBTAINABLE PRESSURE BAR	STANDARD PRESSURE BAR
		kW	HP				
4NKV 15/3 T 400-50	3x400 50-60Hz	4x3	4x4	4x5,8	96	4	3
4NKV 15/4 T 400-50	3x400 50-60Hz	4x4	4x5,5	4x7,6	96	5,4	4,5
4NKV 15/5 T 400-50	3x400 50-60Hz	4x4	4x5,5	4x7,6	96	6,8	5,5
4NKV 15/6 T 400-50	3x400 50-60Hz	4x5,5	4x7,5	4x11	96	8,1	7
4NKV 15/7 T 400-50	3x400 50-60Hz	4x5,5	4x7,5	4x11	96	9,5	8,5
4NKV 15/8 T 400-50	3x400 50-60Hz	4x7,5	4x10	4x14,8	96	10,8	9
4NKV 15/9 T 400-50	3x400 50-60Hz	4x7,5	4x10	4x14,8	96	12,2	11
4NKV 15/10 T 400-50	3x400 50-60Hz	4x11	4x15	4x22,4	96	13,6	12

MODEL	A	B	D	F	H	H1	Ø		PACKING DIMENSIONS
							DNA	DNM	
4NKV 15/3 T 400-50	1246	1936	996	890	1505	226	150	125	1500x22500x2200
4NKV 15/4 T 400-50	1246	1936	996	890	1505	226	150	125	1500x22500x2200
4NKV 15/5 T 400-50	1246	1936	996	890	1505	226	150	125	1500x22500x2200
4NKV 15/6 T 400-50	1246	1936	996	890	1505	226	150	125	1500x22500x2200
4NKV 15/7 T 400-50	1246	1936	996	890	1505	226	150	125	1500x22500x2200
4NKV 15/8 T 400-50	1246	1936	996	890	1505	226	150	125	1500x22500x2200
4NKV 15/9 T 400-50	1246	1936	996	890	1505	226	150	125	1500x22500x2200
4NKV 15/10 T 400-50	1246	1936	996	890	1505	226	150	125	1500x22500x2200

4 NKV 20 - RESIDENTIAL/INDUSTRIAL PRESSURE BOOSTER SETS

Pumped liquid temperature range: from -15 °C to +80 °C - Maximum ambient temperature: 40 °C - Max flow rate: 116 m³/h



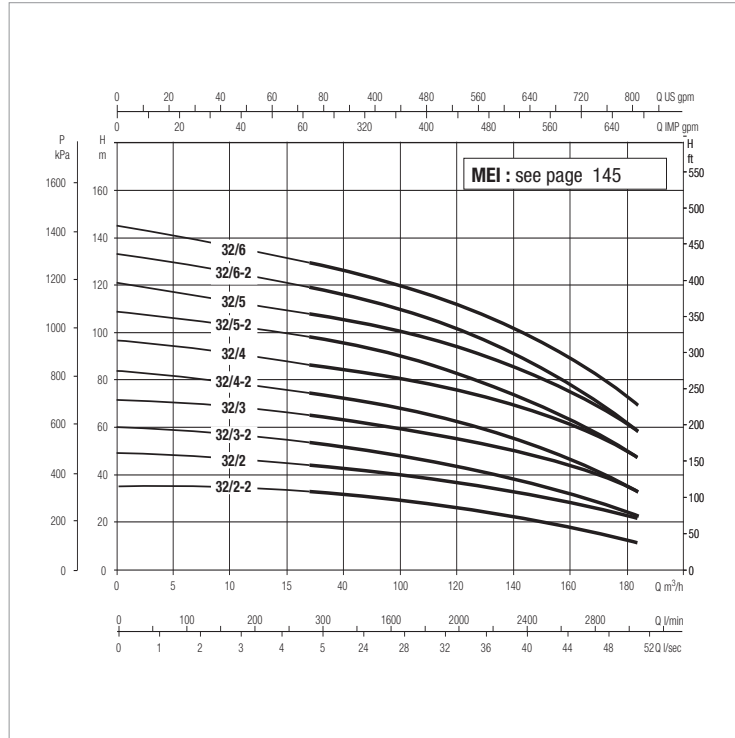
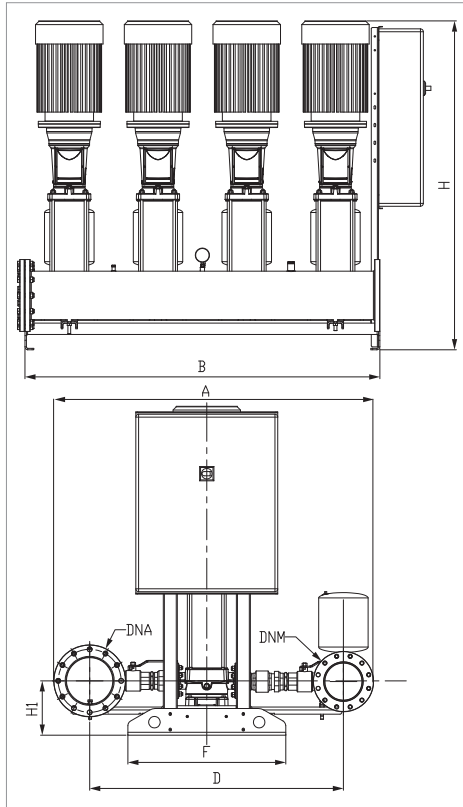
The performance curves are based on kinematic viscosity values = 1 mm²/s and density equal to 1000 kg/m³.
Curve tolerance according to ISO 9906.
Overall performance taking into account FOUR pumps working at the same time.

MODEL	50 Hz POWER INPUT	P2 NOMINAL		In A	MAX FLOW RATE m ³ /h	MAX OBTAINABLE PRESSURE BAR	STANDARD PRESSURE BAR
		kW	HP				
4NKV 20/3 T 400-50	3x400 50-60Hz	4x4	4x5,5	4x7,6	116	4,3	3,5
4NKV 20/4 T 400-50	3x400 50-60Hz	4x5,5	4x7,5	4x11	116	5,8	4,5
4NKV 20/5 T 400-50	3x400 50-60Hz	4x5,5	4x7,5	4x11	116	7,3	6
4NKV 20/6 T 400-50	3x400 50-60Hz	4x7,5	4x10	4x14,8	116	8,7	7
4NKV 20/7 T 400-50	3x400 50-60Hz	4x7,5	4x10	4x14,8	116	10,2	9
4NKV 20/8 T 400-50	3x400 50-60Hz	4x11	4x15	4x22,4	116	11,7	10
4NKV 20/9 T 400-50	3x400 50-60Hz	4x11	4x15	4x22,4	116	13,1	12
4NKV 20/10 T 400-50	3x400 50-60Hz	4x11	4x15	4x22,4	116	14,6	13

MODEL	A	B	D	F	H	H1	Ø		PACKING DIMENSIONS
							DNA	DNM	
4NKV 20/3 T 400-50	1246	1936	996	890	1505	226	150	125	1500x2250x2200
4NKV 20/4 T 400-50	1246	1936	996	890	1505	226	150	125	1500x2250x2200
4NKV 20/5 T 400-50	1246	1936	996	890	1505	226	150	125	1500x2250x2200
4NKV 20/6 T 400-50	1246	1936	996	890	1505	226	150	125	1500x2250x2200
4NKV 20/7 T 400-50	1246	1936	996	890	1505	226	150	125	1500x2250x2200
4NKV 20/8 T 400-50	1246	1936	996	890	1505	226	150	125	1500x2250x2200
4NKV 20/9 T 400-50	1246	1936	996	890	1505	226	150	125	1500x2250x2200
4NKV 20/10 T 400-50	1246	1936	996	890	1505	226	150	125	1500x2250x2200

4 NKV 32 - RESIDENTIAL/INDUSTRIAL PRESSURE BOOSTER SETS

Pumped liquid temperature range: from -15 °C to +80 °C - Maximum ambient temperature: 40 °C - Max flow rate: 180 m³/h



The performance curves are based on kinematic viscosity values = 1 mm²/s and density equal to 1000 kg/m³.

Curve tolerance according to ISO 9906.

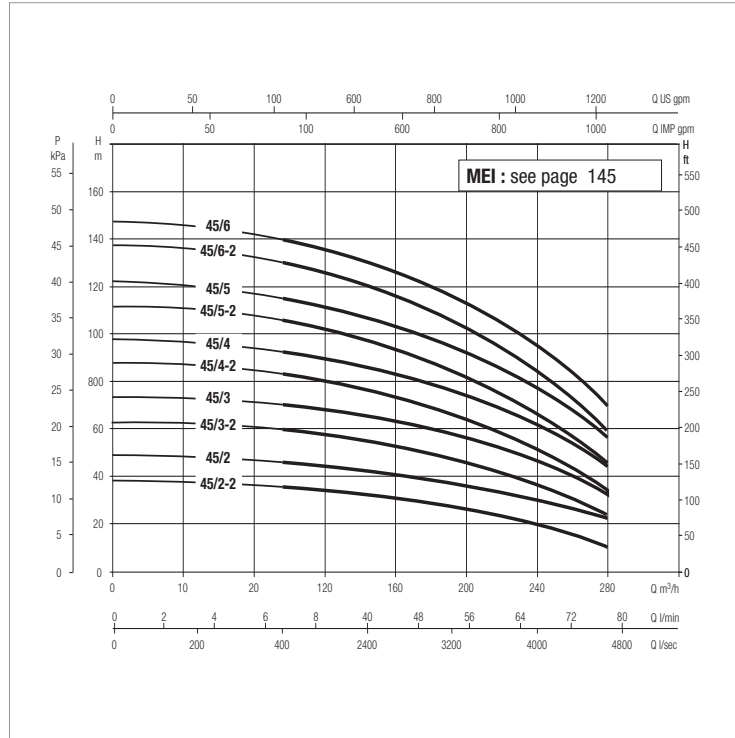
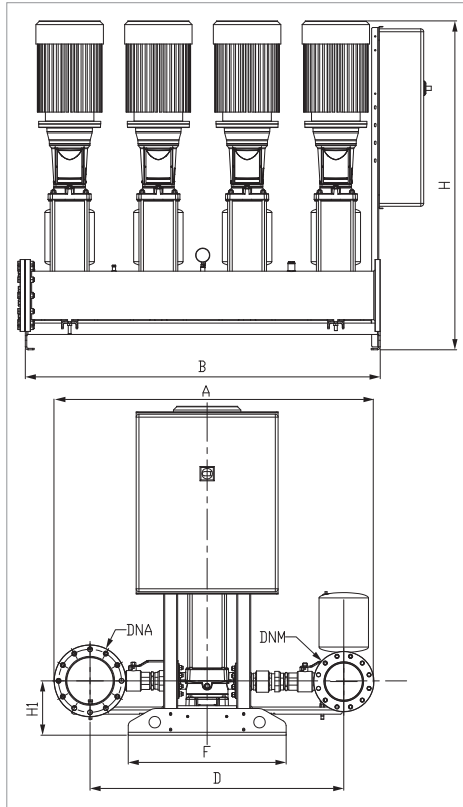
Overall performance taking into account FOUR pumps working at the same time.

MODEL	50 Hz POWER INPUT	P2 NOMINAL		In A	MAX FLOW RATE m ³ /h	MAX OBTAINABLE PRESSURE BAR	STANDARD PRESSURE BAR
		kW	HP				
4NKV 32/3-2 T 400-50	3x400 50-60Hz	4x4	4x5,5	4x8,1	180	3,6	2,5
4NKV 32/2 T 400-50	3x400 50-60Hz	4x5,5	4x7,5	4x10,4	180	4,8	3,5
4NKV 32/3-2 T 400-50	3x400 50-60Hz	4x5,5	4x7,5	4x10,4	180	6	5
4NKV 32/3 T IE3 400-50	3x400 50-60Hz	4x7,5	4x10	4x13,4	180	7,3	6
4NKV 32/4-2 T IE3 400-50	3x400 50-60Hz	4x7,5	4x10	4x13,4	180	8,4	7
4NKV 32/4 T IE3 400-50	3x400 50-60Hz	4x11	4x15	4x19,4	180	9,8	8,5
4NKV 32/5-2 T IE3 400-50	3x400 50-60Hz	4x11	4x15	4x19,4	180	10,9	9
4NKV 32/5 T IE3 400-50	3x400 50-60Hz	4x15	4x20	4x26,5	180	12	11
4NKV 32/6-2 T IE3 400-50	3x400 50-60Hz	4x15	4x20	4x26,5	180	13,4	12
4NKV 32/6 T IE3 400-50	3x400 50-60Hz	4x15	4x20	4x26,5	180	14,6	13

MODEL	A	B	D	F	H	H1	Ø		PACKING DIMENSIONS
							DNA	DNM	
4NKV 32/3-2 T 400-50	1670	2000	1345	890	1043	271	200	100	2660x1760x2200
4NKV 32/2 T 400-50	1670	2000	1345	890	1280	271	200	100	2660x1760x2200
4NKV 32/3-2 T 400-50	1670	2000	1345	890	1362	271	200	100	2660x1760x2200
4NKV 32/3 T IE3 400-50	1670	2000	1345	890	1362	271	200	100	2660x1760x2200
4NKV 32/4-2 T IE3 400-50	1670	2000	1345	890	1444	271	200	100	2660x1760x2200
4NKV 32/4 T IE3 400-50	1670	2000	1345	890	1579	271	200	100	2660x1760x2200
4NKV 32/5-2 T IE3 400-50	1670	2000	1345	890	1661	271	200	100	2660x1760x2200
4NKV 32/5 T IE3 400-50	1670	2000	1345	890	1661	271	200	100	2660x1760x2200
4NKV 32/6-2 T IE3 400-50	1670	2000	1345	890	1743	271	200	100	2660x1760x2200
4NKV 32/6 T IE3 400-50	1670	2000	1345	890	1743	271	200	100	2660x1760x2200

4 NKV 45 - RESIDENTIAL/INDUSTRIAL PRESSURE BOOSTER SETS

Pumped liquid temperature range: from -15 °C to +80 °C - Maximum ambient temperature: 40 °C - Max flow rate: 280 m³/h



The performance curves are based on kinematic viscosity values = 1 mm²/s and density equal to 1000 kg/m³.

Curve tolerance according to ISO 9906.

Overall performance taking into account FOUR pumps working at the same time.

MODEL	50 Hz POWER INPUT	P2 NOMINAL		In A	MAX FLOW RATE m ³ /h	MAX OBTAINABLE PRESSURE BAR	STANDARD PRESSURE BAR
		kW	HP				
4NKV 45/2-2 T 400-50	3x400 50-60Hz	4x5,5	4x7,5	4x10,4	280	3,8	2,5
4NKV 45/2 T 400-50	3x400 50-60Hz	4x7,5	4x10	4x13,4	280	4,8	3,5
4NKV 45/3-2 T 400-50	3x400 50-60Hz	4x11	4x15	4x19,4	280	6,3	5
4NKV 45/3 T 400-50	3x400 50-60Hz	4x11	4x15	4x19,4	280	7,3	6
4NKV 45/4-2 T 400-50	3x400 50-60Hz	4x15	4x20	4x26,5	280	8,7	7
4NKV 45/4 T 400-50	3x400 50-60Hz	4x15	4x20	4x26,5	280	9,7	8
4NKV 45/5-2 T 400-50	3x400 50-60Hz	4x18,5	4x25	4x32	280	11,2	10
4NKV 45/5 T 400-50	3x400 50-60Hz	4x18,5	4x25	4x32	280	12,2	11
4NKV 45/6-2 T 400-50	3x400 50-60Hz	4x22	4x30	4x38	280	13,7	12
4NKV 45/6 T 400-50	3x400 50-60Hz	4x22	4x30	4x38	280	14,7	13

MODEL	A	B	D	F	H	H1	Ø		PACKING DIMENSIONS
							DNA	DNM	
4NKV 45/2-2 T 400-50	1800	2000	1430	890	1315	306	250	200	2660x1760x2200
4NKV 45/2 T 400-50	1800	2000	1430	890	1315	306	250	200	2660x1760x2200
4NKV 45/3-2 T 400-50	1800	2000	1430	890	1532	306	250	200	2660x1760x2200
4NKV 45/3 T 400-50	1800	2000	1430	890	1532	306	250	200	2660x1760x2200
4NKV 45/4-2 T 400-50	1800	2000	1430	890	1614	306	250	200	2660x1760x2200
4NKV 45/4 T 400-50	1800	2000	1430	890	1614	306	250	200	2660x1760x2200
4NKV 45/5-2 T 400-50	1800	2000	1430	890	1751	306	250	200	2660x1760x2200
4NKV 45/5 T 400-50	1800	2000	1430	890	1751	306	250	200	2660x1760x2200
4NKV 45/6-2 T 400-50	1800	2000	1430	890	1853	306	250	200	2660x1760x2200
4NKV 45/6 T 400-50	1800	2000	1430	890	1853	306	250	200	2660x1760x2200