

Optimum deaeration combined with energy retention.

For total elimination of air from heating and cooling installations.

Air separators increase comfort and improve the yield. Air separators also offer benefits in the event of application in old systems or when an open system is converted to a closed system.

Increases comfort and yield. The removal of air from the system water extends the service life of pumps, control equipment and other system accessories.

The new steel Flamcovent Smart air separators remove even the tiniest micro-bubbles from the installation water. The Smart performs 60% better than conventional air separators whilst the flow resistance has been reduced to a negligible level.

With flanged connection according to EN 1092-1 PN16.

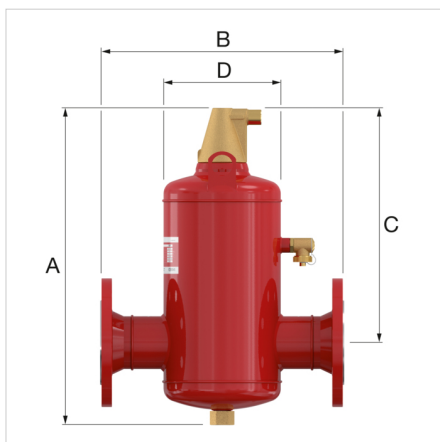



Advantages

- Up to 60% better performance compared to conventional air and dirt separators.
- Extremely low flow resistance resulting in less energy consumption.
- Standard flow speed up to 3 m/s.
- Constant performance during the entire lifespan.
- Low maintenance.

Technical Specifications

- Maximum working pressure: 16 bar.
- Models with a maximum working pressure of 25 bar are available upon request.
- Suitable for systems with a maximum flow temperature of 120 °C.
- Suitable for glycol solutions of up to 50%.
- In accordance with Pressure Equipment Directive 2014/68/EU.

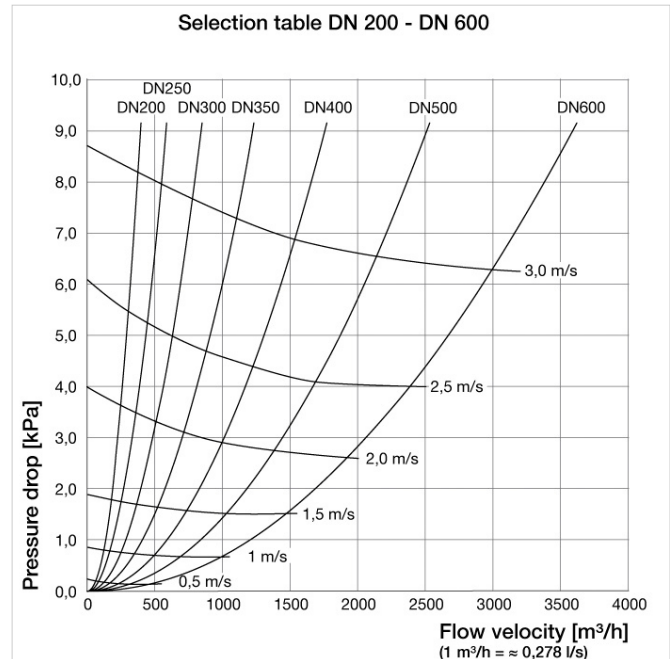
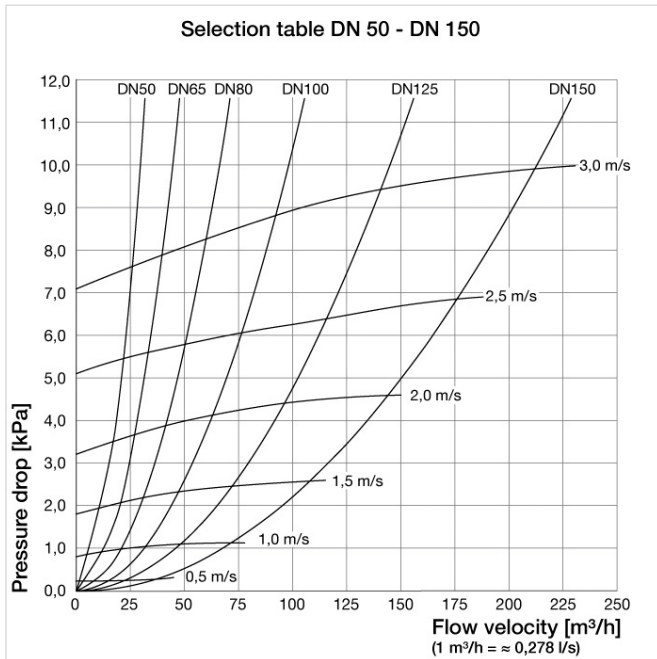


Type	Capacity [l]	Connection		Dimensions				K _v * [m ³ /h] (ΔP = 1 bar)	Weight [kg]		Order Code
		[DN]	[mm]	A [mm]	B [mm]	C [mm]	D [mm]				
Flamcovent Smart 50 F **	8	50	60.3	472	350	338	175	93	17	1	31061
Flamcovent Smart 65 F **	8	65	76.1	472	350	338	175	140	18	1	31062
Flamcovent Smart 80 F	25	80	88.9	612	470	435	270	209	26	1	31063
Flamcovent Smart 100 F	25	100	114.3	612	470	435	270	311	30	1	31064
Flamcovent Smart 125 F	59	125	139.7	740	635	515	360	459	67	1	31065
Flamcovent Smart 150 F	60	150	168.3	740	635	510	360	675	70	1	31066
Flamcovent Smart 200 F	123	200	219.1	975	774	670	450	1340	103	1	31067
Flamcovent Smart 250 F	287	250	273.0	1290	990	892	600	1952	200	1	31068
Flamcovent Smart 300 F	333	300	323.9	1452	1006	1032	600	2830	239	1	31069
Flamcovent Smart 350 F	646	350	355.6	1600	1214	1109	800	4084	387	1	31070
Flamcovent Smart 400 F	731	400	406.4	1770	1220	1252	800	5866	416	1	31071
Flamcovent Smart 500 F	1384	500	508.0	2096	1580	1470	1000	8387	777	1	31072
Flamcovent Smart 600 F	2390	600	610.0	2492	1870	1760	1200	11939	1465	1	31073

* $K_v = Q / \sqrt{\Delta P}$ Q: Flow [m³/h] ΔP: Pressure loss over the product (1 bar)
 Flow factor K_v: Rate of flow [m³/h] which results in a 1 bar pressure drop across the product. This is different then the maximum allowed flow rate of the product.

** CE Marked.





Find more information online:

[Installation and operating instruction](#)

[Declaration of conformity - Module A \(<= DN 65\)](#)

[Declaration of conformity - Module B \(> DN 200\)](#)

[CE PED Module D \(> DN 200\)](#)

[Flamcovent Smart F ADSK](#)

[Flamcovent Smart F RFA](#)

[Flamcovent Smart F DWG](#)

[Flamcovent Smart F IPT](#)

[Flamcovent Smart F STEP](#)

[Export catalogue](#)

[Smart DN50 - 600 Brochure](#)

[Specification Text](#)

[Packaging data](#)

[Flamcovent & Clean Smart](#)

[Flamcovent & Clean Smart](#)

Flamco Limited
Washway Lane
UK-WA10 6PB, St Helens, Merseyside - gb

T +44 17 447 447 44

E info@flamco.co.uk

I flamcogroup.com/uk-en